




1/24 - 1/32 SLOT CARS & ACCESSORIES
2017 - 2018

American 7R




24h Daytona 2015 #4

NEW

SC-7076

HS dT3




24h Daytona 2015 #3 Winner

NEW

SC-7075

HS dT3



	Reference	Chassis	Magnet	Sponge Tyres	Hubs	Ball Bearing	Motor	Motor Size	Guide	Ratio
24h Daytona 2015 #3 Winner	SC-7075HS	HS124	✓	✗	Plastic	✗	SC-26	Long Can	SC-1621	12/44
24h Daytona 2015 #4	SC-7076HS								SC-1639	
24h Daytona 2015 #3 Winner	SC-7075R	SC-8003 GT3	✗	✓	Aluminum	✓	SC-26	Long Can	SC-1621	12/44
24h Daytona 2015 #4	SC-7076R								SC-1639	
White racing car kit *	SC-7100RC			✓						

Ready Painted Bodies	
SC-7075B	24h Daytona 2015 #3
SC-7076B	24h Daytona 2015 #4


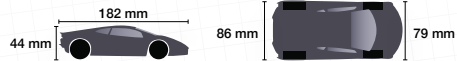


All HS124 cars have prepared chassis that allows fit of all popular decoders for racing on different digital operating systems.

*Supplied not assembled

Scaleauto 1/24 scale cars can be run on all international (analog) slot racing system in 1/24 scale.

LB GT3




24h Spa 2016 #63

SC-7077

NEW

HS ct3



All HS124 cars have prepared chassis that allows fit of all popular decoders for racing on different digital operating systems.


Ready Painted Bodies
SC-7077B 24h Spa 2016 #63

Reference	Chassis	Magnet	Sponge Tyres	Hubs	Ball Bearing	Motor	Motor Size	Guide	Ratio
24h Spa 2016 #63	SC-7077HS	HS124	✓	Plastic	✗	SC-26	Long Can	SC-1621	12/44
24h Spa 2016 #63	SC-7077R	SC-8003 GT3	✗		Aluminum			✓	
White racing car kit *	SC-7101RC		✓						

*Supplied not assembled

Scaleauto 1/24 scale cars can be run on all international (analog) slot racing system in 1/24 scale.

LMS GT3 2016




24h Nürburgring 2015 #28

NEW

SC-7067

HS124 ct3





24h Nürburgring 2015 #1

NEW

SC-7078

HS124 ct3



	Reference	Chassis	Magnet	Sponge Tyres	Hubs	Ball Bearing	Motor	Motor Size	Guide	Ratio
24h Nürburgring 2015 #1	SC-7078HS	HS124	✓	✗	Plastic	✗	SC-26	Long Can	SC-1621	12/44
24h Nürburgring 2015 #28	SC-7067HS									
24h Nürburgring 2015 #1	SC-7078R	SC-8003 GT3	✗	✓	Aluminum	✓	SC-26	Long Can	SC-1639	
24h Nürburgring 2015 #28	SC-7067R									
White racing car kit *	SC-7102RC			✓						

Ready Painted Bodies	
SC-7078B	24h Nürburgring 2015 #1
SC-7067B	24h Nürburgring 2015 #28



R+D Team »» Tip

All HS124 cars have prepared chassis that allows fit of all popular decoders for racing on different digital operating systems.

*Supplied not assembled

Scaleauto 1/24 scale cars can be run on all international (analog) slot racing system in 1/24 scale.

LMS GT3



24h Nürburgring 2010 #49

SC-7053



Adac GT Masters 2011 #7

SC-7054C



24h Spa 2010 #73

NEW

SC-7061RC

db



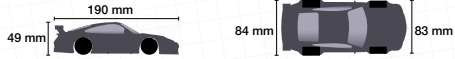
	Reference	Chassis	Magnet	Sponge Tyres	Hubs	Ball Bearing	Motor	Motor Size	Guide	Ratio
24h Nürburgring 2010 #49	SC-7053			X	Aluminum	✓			SC-1639	
24h Spa 2010 #73	SC-7061	SC-8000 R4	✓		Aluminum	✓			SC-1639	
ADAC GT Masters 2011 #7	SC-7054C				Plastic	X	SC-26		SC-1621	12/44
ADAC GT Masters 2011 #7	SC-7054HS	HS124		✓					SC-1621	
24h Spa 2010 #73	SC-7061RC				Aluminum	✓			SC-1639	
White racing car kit *	SC-7044RC	SC-8003 GT3	X						SC-1639	

Ready Painted Bodies	
SC-7053B	24h Nürburgring 2010 #49
SC-7054B	ADAC GT masters 2011 #7
SC-7061B	24h Spa 2010 #73


*Supplied not assembled

Scaleauto 1/24 scale cars can be run on all international (analog) slot racing system in 1/24 scale.

Porsche 991 RSR



NEW SC-7048 24h LM 2013 #92 Winner



SC-7050 24h LM 2013 #91



	Reference	Chassis	Magnet	Sponge Tyres	HUB	Ball Bearing	Motor	Motor Size	Guide	Ratio
24h LM 2013 #92 Winner	SC-7048HS	HS124	✓	✗	Plastic	✓	SC-26	Long Can	SC-1621	12/44
24h LM 2013 #91	SC-7050HS									
24h LM 2015 #91	SC-7090HS									
24h LM 2015 #92	SC-7091HS									
24h LM 2013 #92 Winner	SC-7048R	SC-8003 GT3	✗	✓	Aluminum	✗		SC-1639		
24h LM 2013 #91	SC-7050R									
24h LM 2015 #91	SC-7090R									
24h LM 2015 #92	SC-7091R									
White racing car kit *	SC-7047RC									

Ready Painted Bodies	
SC-7048B	24h LM 2013 #92 Winner
SC-7050B	24h LM 2013 #91
SC-7070B	24h LM 2015 #911
SC-7071B	24h LM 2015 #912

*Supplied not assembled


Scaleauto 1/24 scale cars can be run on all international (analog) slot racing system in 1/24 scale.

24h LM 2015 #91

NEW

SC-7090

HS gt3




24h LM 2015 #92

NEW

SC-7091

HS gt3



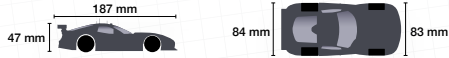
White Racing car kit

SC-7047RC

gt3



SRT Viper GTS-R



NEW

24h Daytona 2016 #33

SC-7066

HS d3



NEW

24h Daytona 2016 #93

SC-7069

HS d3



R+D Team Tip

All HS124 cars have prepared chassis that allows fit of all popular decoders for racing on different digital operating systems.

	Reference	Chassis	Magnet	Sponge Tyres	HUB	Ball Bearing	Motor	Motor Size	Guide	Ratio
Watkins Glen 2014 6h #91	SC-7063	SC-8000 R4			Aluminum	✓			SC-1622	
Watkins Glen 2014 6h #93	SC-7064		✓							
24h Daytona 2016 #33	SC-7066HS	HS124		✗	Plastic	✗			SC-1621	
24h Daytona 2016 #93	SC-7069HS									
24h Daytona 2016 #33	SC-7066R	SC-8003 GT3	✗				SC-26	Long Can		12/44
24h Daytona 2016 #93	SC-7069R									
Watkins Glen 2014 6h #91 *	SC-7063RC				Aluminum	✓			SC-1639	
Watkins Glen 2014 6h #93 *	SC-7064RC	SC-8003 GT3	✗	✓						
White racing car kit *	SC-7042RC									

*Supplied not assembled

Scaleauto 1/24 scale cars can be run on all international (analog) slot racing system in 1/24 scale.

Ready Painted Bodies	
SC-7064B	Watkins Glen 2014 6h #93
SC-7066B	24h Daytona 2016 #33
SC-7069B	24h Daytona 2016 #93

Watkins Glen 2014 6h #91

SC-7063




Watkins Glen 2014 6h #93

SC-7064



White Racing car kit

SC-7042RC

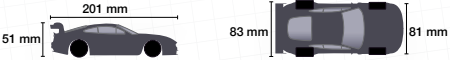


*SUPPLIED NOT ASSEMBLED

Jaguar XKR GT2

24h LM 2010 #81

SC-7023



NEW

24h LM 2010 #81

SC-7023RC

GT3



NEW

24h LM 2010 #81

SC-7023C



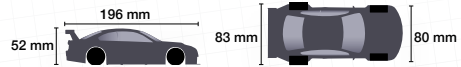
	Reference	Chassis	Magnet	Sponge Tyres	Hubs	Ball Bearing	Motor	Motor Size	Guide	Ratio
24h LM 2010 #81	SC-7023	SC-8000 R4	✓	✗	Aluminum	✓	SC-26	Long Can	SC-1601	12/44
24h LM 2010 #81	SC-7023C			✓					SC-1639	
24h LM 2010 #81 *	SC-7023RC	SC-8003 GT3	✗	✓						
White body kit *	SC-7019RC									

Ready Painted Bodies
SC-7023B 24h LM 2010 #81

*Supplied not assembled

Scaleauto 1/24 scale cars can be run on all international (analog) slot racing system in 1/24 scale.

BMW M3 GT2



White body racing car kit

SC-7009RC



24h Nürburgring 2010
#25 Winner

SC-7022



24h Nürburgring 2010
#25 Winner

NEW

SC-7022RC

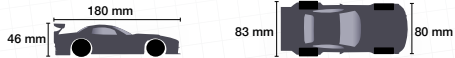


	Reference	Chassis	Magnet	Sponge Tyres	Hubs	Ball Bearing	Motor	Motor Size	Guide	Ratio
24h Nürburgring 2012 #25	SC-7022	SC-8000 R4	✓	✗					SC-1624	
24h Nürburgring 2012 #25 *	SC-7022RC	SC-8003 GT3	✗	✓	Aluminum	✓	SC-26	Long Can	SC-1639	12/44
White body kit *	SC-7009RC									

Ready Painted Bodies
SC-7022B 24h Nürburgring 2012 #25

*Supplied not assembled

BMW Z4 GT3



24h Nürburgring 2013 #20

SC-7062



24h Nürburgring 2013 #19

SC-7068



	Reference	Chassis	Magnet	Sponge Tyres	Hubs	Ball Bearing	Motor	Motor Size	Guide	Ratio
Silverstone 2011 #40 Winner	SC-7059	SC-8000 R4			Aluminum	✓			SC-1624	
VLN Nürburgring 2012 #20	SC-7060HS		✓	✗	Plastic	✗			SC-1621	
24h Nürburgring 2013 #20	SC-7062HS	HS124								
24h Nürburgring 2013 #19	SC-7068HS									
Silverstone 2011 #40 Winner *	SC-7059RC			✓			SC-26			12/44
VLN Nürburgring 2012 #20	SC-7060R	SC-8003 GT3	✗							
24h Nürburgring 2013 #20	SC-7062R			✗	Aluminum	✓			SC-1639	
24h Nürburgring 2013 #19	SC-7068R									
24h Dubai 2011 #17	SC-7034C	SC-8000 R4	✓	✓						
White racing car kit *	SC-7031RC	SC-8003 GT3	✗	✓						

*Supplied not assembled

Scaleauto 1/24 scale cars can be run on all international (analog) slot racing system in 1/24 scale.

Ready Painted Bodies	
SC-7034B	24h Dubai 2011 #17
SC-7059B	Silverstone 2011 #40 Winner
SC-7060B	VLN Nürburgring 2012 #20
SC-7062B	24h Nürburgring 2013 #20
SC-7068B	24h Nürburgring 2013 #19



All HS124 cars have prepared chassis that allows fit of all popular decoders for racing on different digital operating systems.

NEW

VLN Nürburgring 2012 #20

SC-7060

HS d3



Silverstone 2011 #40 Winner

SC-7059



NEW

Silverstone 2011 #40 Winner

SC-7059RC

d3




24h Dubai 2011 #17

NEW

SC-7034C



Porsche 997 RSR



24h Nürburgring 2011 #18 Winner

SC-7052C



SuperGT 2011 #25

SC-7049



24h LM 2011 #76

NEW

SC-7052

HS **GT3**



Reference	Chassis	Magnet	Sponge Tyres	Hubs	Ball Bearing	Motor	Motor Size	Guide	Ratio
24h LM 2011 #76*	SC-7052RC	X	✓	Aluminum	✓	SC-26	Long Can	SC-1639	12/44
SuperGT 2011 #25 *	SC-7049RC							SC-1622	
SuperGT 2011 #25	SC-7049	✓	✓	Aluminum	✓	SC-26	Long Can	SC-1622	
24h LM 2011 #76	SC-7052C	✓	✓	Aluminum	✓	SC-26	Long Can	SC-1622	12/44
24h LM 2011 #76	SC-7052HS	X	X	Plastic	X	SC-26	Long Can	SC-1621	

Ready Painted Bodies	
SC-7038B	24h LM 2011 #80
SC-7039B	24h LM 2011 #81
SC-7041B	24h Nürburgring 2011 #25
SC-7049B	SuperGT2011 #25
SC-7052B	24h LM 2011 #76

*Supplied not assembled

Scaleauto 1/24 scale cars can be run on all international (analog) slot racing system in 1/24 scale.

Porsche 997 GT3 Cup



IMSA 2011 GT3 Cup
Road Atlanta #24

SC-7033C



IMSA 2008 GT3
Challenge #97

SC-7013C



	Reference	Chassis	Magnet	Sponge Tyres	Hubs	Ball Bearing	Motor	Motor Size	Guide	Ratio
IMSA 2008 GT3 Challenge #97	SC-7013C	SC-8000 R4	✓	✗	Aluminum	✓	SC-26	Long Can	SC-1622	12/44
IMSA 2011 GT3 Cup Road Atlanta #24	SC-7033C			✓						

Ready Painted Bodies	
SC-7013B	IMSA 2008 GT3 Challenge #97
SC-7033B	IMSA 2011 GT3 Cup Road Atlanta #24

Scaleauto 1/24 scale cars can be run on all international (analog) slot racing system in 1/24 scale.

SLS AMG GT3



24h Nürburgring 2012 #66

NEW

SC-7026


HS d3



ADAC GT Master 2011 #32

SC-7028RC

d3




VLN Nürburgring 2011 #15

NEW

SC-7046RC

d3



	Reference	Chassis	Magnet	Sponge Tyres	Hubs	Ball Bearing	Motor	Motor Size	Guide	Ratio
24h Nürburgring 2012 #66	SC-7026HS	HS124	✓	✗	Plastic	✗			SC-1621	
VLN Nürburgring 2011 #15	SC-7046HS									
ADAC GT Master 2011 #32	SC-7028	SC-8000 R4								
24h Nürburgring 2012 #66	SC-7026R									
IberGT Jarama 2011 #23 *	SC-7024RC	SC-8003 GT3	✗		Aluminum	✓	SC-26	Long Can	SC-1639	12/44
24h Nürburgring 2011 #3 *	SC-7027RC									
ADAC GT Master 2011 #32 *	SC-7028RC			✓						
VLN Nürburgring 2011 #15 *	SC-7046RC									
White racing car kit *	SC-7020RC	SC-8003 GT3	✗						SC-1622	

Ready Painted Bodies	
SC-7024B	IberGT Jarama 2011 #23
SC-7026B	24h Nürburgring 2012 #66
SC-7027B	24h Nürburgring 2011 #3
SC-7028B	ADAC GT Master 2011 #32
SC-7046B	VLN Nürburgring 2011 #15

*Supplied not assembled

Scaleauto 1/24 scale cars can be run on all international (analog) slot racing system in 1/24 scale.

Body kit




Lightweight kit



Carbon Rear wing



Metal body mount



Body Spare pieces



SC-7604

1/24 RallySlot cockpit



SC-7623

Rubber mirrors + antenna



SC-7605





1/24 GT cockpit



Car Model	Body kit	Body spare pieces	Cockpit	Lightweight kit	Rear wing	Metal body mount
Porsche 911 RSR (997 Model)	SC-7501	SC-7611		SC-7901	SC-7901b	SC-8117
Porsche 911 GT3 (997 Model) Cup & Rally	SC-7502	SC-7611	SC-7604	SC-7901		SC-8117
BMW M3 GT2	SC-7503	SC-7612		SC-7902	SC-7902b	SC-8119
XKR GT2	SC-7504			SC-7903	SC-7903b	SC-8119
SLS AMG GT3	SC-7505	SC-7614		SC-7904	SC-7904b	SC-8119
LMS GT3	SC-7506	SC-7616	SC-7605	SC-7905	SC-7905b	SC-8124
LMS GT3 2016 NEW	SC-7510			SC-7905	SC-7905b	SC-8124
American 7R NEW	SC-7511			SC-7910	SC-7910b	SC-8167
LB GT3 NEW	SC-7512			SC-7911	SC-7911b	SC-8168
BMW Z4 GT3	SC-7507	SC-7617		SC-7906	SC-7906b	SC-8125
SRT Viper GTS-R	SC-7508			SC-7908	SC-7908b	SC-8131
Porsche 911 RSR (991 Model)	SC-7509			SC-7909	SC-7909b	SC-8139

GT3 chassis

NEW



Technical Specifications

1. New Main Base.
2. Perfectly flat and smooth surface.
3. Wider and new weight distribution to allow better handling and updated material for greater stiffness.
4. Carbon fiber parts for better performance.
5. Updated front and rear axle mount lightweight desing. Made by precision CNC.
6. Front Axle subframe with adjustable suspension system, Adjustable for all wheelbases from 100 to 117mm.
7. Rear axle subframe in light carbon fiber, aluminum or steel. for long motor can or small motor cans. Allow 2 or 3 suspension pivoting points for much smoother cornering.
8. 2 motor Motor mount options, updated design and easier fixing system. With different height sizes to allow all race rules options.
9. L shaped Motor mount option to fix in 2 points to avoid motor movement.
10. Top H movement stoppers allowed.
11. Redesigned H plate updated design with 3 different length options and middle suspension system.
12. Low weight guide holder. with standard fixing or Pro adjustable guide fixing option.
13. New body mount plate with chamfered corners to allow new vertical body adjustment without opening the car (SC-8146).
14. New screw design flat head and countersunk design PH0 T5 and T6 for perfect fitting.

Thickness:
1,5 mm

Length:
123 mm


Wide:
55 mm

Minimum wheelbase:
100 mm

Maximum wheelbase:
117 mm

SC-8152

Main plate.




SC-8153c

Front Subframe
offset 0 mm
Type 1.
For:
Porsche 997
BMW Z4
Viper GTS-R
LMS GT3



SC-8154c

Front Subframe
offset 1mm
Type 2.
For:
Porsche 991
AMG SLS
M3
Jaguar XKR



SC-8155b

Short Can Motor Subframe
Steel, lightened.
1,2mm thickness.



SC-8155c

Short Can Motor Subframe
For S-Can motor.
Carbon Fiber.

SC-8003C

Complete
basic chassis
kit.




SC-8156

Long Can Motor
Subframe.
For L-Can motor
(Steel)



SC-8156c

Long Can Motor
Subframe.
For L-Can motor.



SC-8156al

NEW

Long Can Motor
Subframe.
For L-Can motor
(Aluminum)



SC-8156b

NEW

Steel, lightened.

SC-8160ac

Guide Support.

SC-8160a **NEW**

Steel.



SC-8166

Guide top Support
adjustable heightt.



SC-8163

Wire Clips Plastic
Support




SC-8160bc

Guide top
Support.



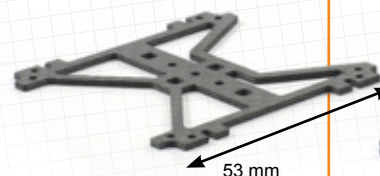
SC-8166b

Spacers for
SC-8166
guide support.



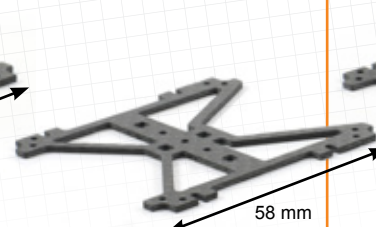
SC-8159c

Small H plate.
53 mm



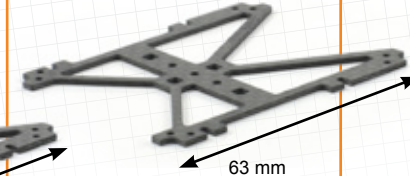
SC-8158c

Medium H plate.
58 mm



SC-8157c

Large H plate.
63 mm



Aluminum body suspension supports



Heightt	Centric Supports	Non Centric Supports
1,5 mm	SC-8126f orange	SC-8145f
2 mm	SC-8126a blue	SC-8145a
2,5 mm	SC-8126g silver	SC-8145g
3 mm	SC-8126b purple	SC-8145b
3,5 mm	SC-8126h light blue	SC-8145h
4 mm	SC-8126c cooper	SC-8145c
4,5 mm	SC-8126i green	SC-8145i
5 mm	SC-8126d black	SC-8145d
6 mm	SC-8126e red	SC-8145e

Y shape CNC Motor Mounts

SC-8136a Offset 0,0 mm.

SC-8136b Offset 1,2 mm. *


SC-8136c Offset 2,7 mm. *



SC-8136d Offset 0,0 mm.

SC-8136e Offset -1,2 mm. *

SC-8136f Offset -2,7 mm. *



SC-8137a Offset 0,0 mm.

SC-8137b Offset 1,2 mm. *

SC-8137c Offset 2,7 mm. *



SC-8137d Offset 0,0 mm.

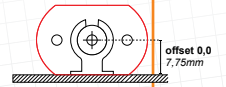
SC-8137e Offset -1,2 mm. *

SC-8137f Offset -2,7 mm. *

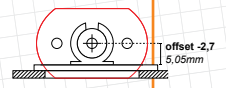
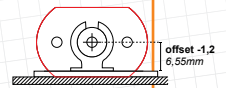


***INFO**

-1,2 mm Offset requires SC-8142 or SC-8156



-2,7 mm Offset requires SC-8142 or SC-8156 and the main chassis plate hollowed.



L shape CNC Motor Mounts rev.7

SC-8114 Offset 0,0 mm.

SC-8114b Offset 0,0 mm.

SC-8114c Offset 1,2 mm.

SC-8114d Offset 2,7 mm.

SC-8114e Offset -1,2 mm.

SC-8114f Offset -2,7 mm.



SC-8115 Offset 0,0 mm.

SC-8115b Offset 0,0 mm.

SC-8115c Offset 1,2 mm.

SC-8115d Offset 2,7 mm.

SC-8115e Offset -1,2 mm. with torsion bar.



* Color may change in real product

SC-8120

Screw sets for body.



SC-8122

Screw sets for chassis.



SC-8107


Body mount set. Rev.4



NEW

SC-8146

Suspension post adjustment.



SC-8121

Rear axle narrow mount self adjustable. 30 mm



SC-8161

Rear axle wide mount self adjustable. 38 mm



HS 124 chassis **NEW**

Technical Specifications

1. New Plastic modular chassis.
2. Adjustable front axle height.
3. Easy body mounting system.
4. Additional body post for third party plastic bodies.
5. Long Can motor mount. Screw fixed.
6. Optional suspension system.
7. Precut chassis to allow more or less flexible option.
8. Direct Scalextric SSD, Slot.it Oxigen or Carrera digital chip installation.*
9. Upgradable to complete metal SC-8003 GT3 chassis.
10. Use same body metal mounts as professional.
11. Standard with 2 magnets.
12. Fully adjustable wheelbase.
13. Bronze bushing replaceable with ball bearing option.
14. Universal post.

Length:
111 mm

Wide:
55 mm

Axle support width:
45 mm

Wheelbase:
96 - 112 mm

*Carrera, BRM, slot.it Oxigen, Scalextric SSD, are brand names used for consumer information only and that brands belongs to their respective trade mark owners.

Optional 3rd brands body fixings

SC-8503a

Universal HS124 body mounting set for BRM classic 917k.

SC-8503b

Universal HS124 body mounting set for BRM classic 512M.

SC-8503c

Universal HS124 body mounting set for BRM 962c.

SC-8503d

Universal HS124 body mounting set for BRM Toyota 88c.

SC-8503e

Universal HS124 body mounting set for BRM Sauber C9.

SC-8500



Complete HS124 Chassis Kit.

SC-8501





Complete HS124 suspension system.

SC-8502

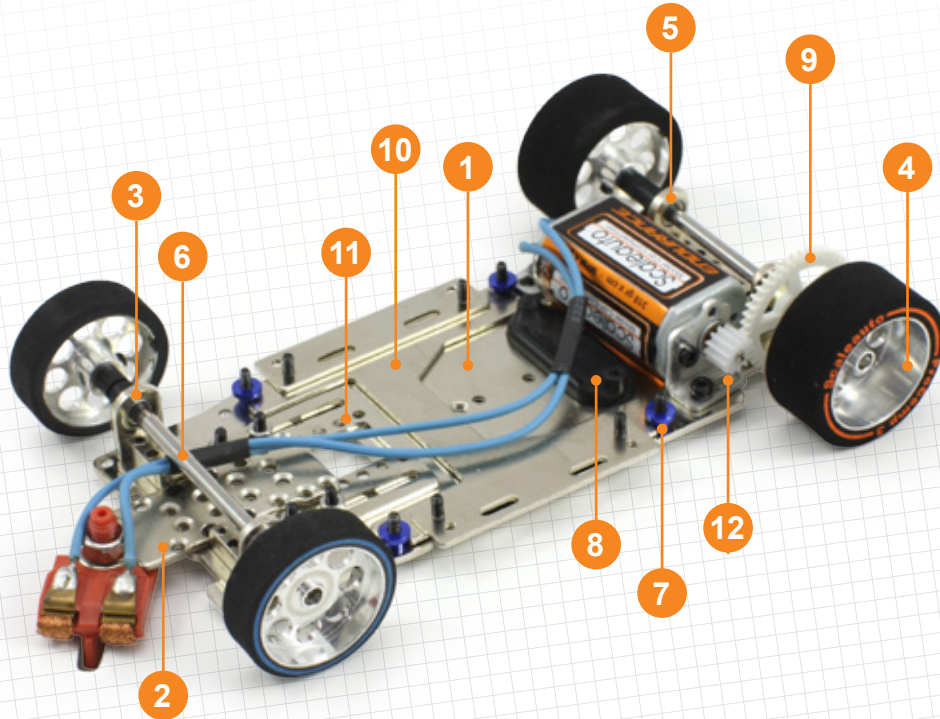
Universal HS124 body mounting set.



* 3D Printed Sample Pictures



SC8000 Chassis



Technical Specifications


- 1. Stamped quality steel chassis.
- 2. Front hardened steel guide support adjustable length.
- 3. Independent axle mounts, fully adjustable height and options.
- 4. Front and rear wheels with aluminum lightened rim and competition sponge tyres.
- 5. Ball bearings
- 6. High rotation quality straight axles.
- 7. CNC aluminum suspension pillars.
- 8. Magnet for high speed racing or new users. Removable for expert users.
- 9. Procomp RS3 gear. Adjustable gear ratio.
- 10. Light aluminum H plate.
- 11. Front axle steel subframe for adjustable wheelbase.
- 12. CNC aluminum motor mount.

Wheel base:
95 - 124 mm

Wide:
50 mm


SC-8000RTR4c

Complete SC-8000 R4 chassis kit. Fixed guide. With magnet.



SC-8128

R4 chassis main plate.




SC-8138

R5 chassis main plate. CNC.




SC-8101

H plate (steel)




SC-8101c

H plate (carbon fiber)




SC-8102c

H plate pro (carbon fiber)



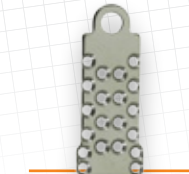
SC-8103

Front axle subrame (steel)



SC-8104

Fix guide holder (steel)



SC-8129

Magnet and magnet holder.



Classic Car Chassis

SC-8001c

Classic narrow kit

Wide:
50 mm


Wheelbase:
95 - 124 mm

SC-8002c

Classic wide kit

Wide:
55 mm

Wheelbase:
95 - 124 mm



Technical Specifications

1. Adjustable guide length. Compatible with SC-8000 Chassis.
2. Self adjustable front axle height system.
3. Aluminum universal body mounts. Compatible with SC-8132 multi adjustable.
4. H plate. Compatible with SC-8000 Chassis. Extended medium size.
5. Self adjustable rear axle mount. Compatible with SC-8000 CNC Aluminum mounts.
6. Motor mount for Small and Large Can motors.
7. Lasercut complete flat chassis frame.
8. Floating motors system SC-8142 for better performance allowed.

*Supplied not assembled

SC-8141

Axle holder
6 mm.




SC-8141b

Front axle suport.
Rev. 2




SC-8141c

Rear axle suport.




SC-8143a

H plate medium
length.



SC-8143b

H plate medium
length carbon fiber.



SC-8142

Subframe motor
mount.



NARROW chassis main plates

Steel base


SC-8144a1

1,5 mm thick.
41 gr.

SC-8144a2

1,2 mm thick.
33,5 gr.

NEW



Brass base

SC-8144b1

1,5 mm thick.
41,5 gr.

SC-8144b2

1,2 mm thick.
35,5 gr.

NEW



Wide chassis main plates

Steel base


SC-8148a1

1,5 mm thick.
55 gr.

SC-8148a2

1,2 mm thick.
44,5 gr.

NEW



Brass base


SC-8148b1

1,5 mm thick.
58 gr.

SC-8148b2

1,2 mm thick.
47,5 gr.


NEW






Chassis


NEW




SC-8300d **NEW**
Complete chassis in kit form.
New steel material



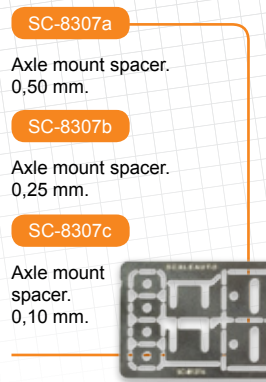
SC-8301b **NEW**
Chassis SC-SWRC
main base.
New steel material.



SC-8302
Chassis SC-SWRC
complete front axle
suspension system
and Swing arm.




SC-8305
Chassis SC-SWRC
H plate large size
carbon fiber.



SC-8307a
Axle mount spacer.
0,50 mm.

SC-8307b
Axle mount spacer.
0,25 mm.

SC-8307c
Axle mount
spacer.
0,10 mm.



SC-8306
Chassis SC-SWRC
H plate height
adjustment system.

Technical Specifications

- | | | |
|---|--|----------------------------------|
| 1. 1.5 mm thick steel main frame | 6. Hardened Axles and Ball bearings | Wide:
50 mm |
| 2. 4x4 system with CNC friction pulley, traction MXL pulley is optional | 7. Useable for plastic and wooden track | Wheelbase:
91 - 111 mm |
| 3. Fully adjustable wheelbase from 91 mm to 111 mm | 8. High torque SC-25 (MSC Thunder 4) motor | Thickness:
1,5 mm |
| 4. Front axle adjustable in height and spring tension | 9. Adjustable height aluminum body mounts | |
| 5. Swing arm system. Fully adjustable angle and distance from front and rear axle | 10. Spares compatible with Scaleauto SC-8000 / SC-8003 chassis | |

Modern rally body mounting sets

Reference	Car Model	Body model kit
SC-8304a	Peugeot 207 S2000, including lexan pieces	Belkits
SC-8304b	Citroën DS3 WRC, including lexan pieces	Heller
SC-8304c	Ford Fiesta S2000 & WRC, including lexan pieces	Belkits
SC-8304d	Skoda Fabia S2000, including lexan pieces	Belkits
SC-8304e	Mini Countryman WRC, including lexan pieces.	Hasegawa
SC-8304f	VW Polo R WRC, including lexan pieces.	Belkits



CNC mechanized mounts provides a perfect-precision body fit



Classic rally body mounting sets

NEW

Reference	Car Model	Body model kit
SC-8354a	Nissan 240RS, including lexan pieces	Beemax
SC-8354b	Toyota Celica TA64, including lexan pieces	Beemax
SC-8354c	Porsche 934 Turbo, including lexan pieces	Tamiya
SC-8354d	Opel Manta 400, including lexan pieces	Belkits
SC-8354e	BMW M1, including lexan pieces	Revell
SC-8354f	Lancia S4, including lexan pieces	Beemax
SC-8354g	Audi S1, including lexan pieces	Beemax



Lightweight kits

Reference	Car Model	Body model kit
SC-7910	Peugeot 206	Beemax
SC-7911	Citroën DS3	Beemax
SC-7912	Ford Fiesta	Tamiya
SC-7913	Skoda Fabia	Belkits
SC-7914	MINI	Revell
SC-7915	VW Polo	Beemax



NR2 Klasse 1 Chassis

NEW


Technical Specifications

8400a

Complete assembled with rubber tyres.

8400b

Complete assembled with sponge tyres.




1. New Main Base.
2. Perfectly flat and smooth surface.
3. Wider and new weight distribution to allow better handling and updated materials for improved stiffness and hardness.
4. Carbon fiber parts for better performance.
5. Updated front and rear axle mount lightweight design, made in precision CNC.
6. Front Axle subframe with adjustable suspension system, Adjustable for all wheelbases from 101 to 156mm.
7. Rear axle subframe in light carbon fiber or steel for long motor can or small motor cans. Allow for 2 or 3 suspension pivoting points for much smoother cornering.
8. 2 Axle front mount options, updated design and easier fixing system. With different height sizes to allow all race rules options.
9. L shaped Motor mount option to fix in 2 points to avoid motor movement.
10. Top H movement stoppers allowed.
11. Low weight guide holder. with standard fixing or Pro adjustable guide fixing option.
12. Middle suspension pivots system, fully adjustable.
13. Different carbon front spoiler sizes for modern or classic cars.

Thickness: 1,5 mm
Length: 123 mm
Wide: 55 mm
Wheelbase: 101 - 156 mm


8400c

Basic version kit.



SC-8401

Main plate.



SC-8402a

Front subframe.



SC-8402b

Classic Front Subframe.




SC-8402c

Modern Front Subframe.



SC-8403a

Front Axle arms version 1.



SC-8404

Floating H subframe.



SC-8405

Guide Support.



SC-8406

Body Holders.



SC-8407a

Brass weight for body holder Type-A 4,15 gr.



SC-8408

Rear Axle holder. 8,5 mm



SC-8409a

Front Axle holder. 8,9 mm

SC-8409b


Front Axle holder. 9,4 mm.



SC-8416

Motor subframe, steel lightened.

NEW



SC-8411a

Motor Subframe for sponge tyres and suspension system.



SC-8411b

Motor Subframe for rubber tyres and additional weight system.



SC-8112a


Rear axle spacers. Steel. **0,1 mm** (4 units for each set)

SC-8112b

Rear axle spacers. Steel. **0,25 mm** (4 units for each set)

SC-8112c

Rear axle spacers. Steel. **0,5 mm** (4 units for each set)



SC-8413

Wing holder. Carbon Fiber.



SC-8414

Press on carbon aluminum thread inserts for 3mm holes (6 units).



SC-8111

Steel 3 mm axle spacer.



SC-8111a

Axle Spacer 5 mm. (brass)

SC-8111b

Axle Spacer 3 mm. (brass)



SC-8111c

Axle Spacer 1,5 mm. (brass)

SC-8111d

Axle Spacer 1 mm. (brass)



SC-8111e


Axle Spacer 0,5 mm. (steel)

SC-8111f

0,25 mm. (steel)

SC-8111g

0,1 mm. (steel)



SC-8112

Plastic 3 mm body spacer.



SC-8113

Steel 2 mm body spacer.



SC-8149

Guide post for 1/32 guides.





Also usable for Superslot cars 1/32.



SC-8132

Universal body mount



CNC Body Mounts

SC-8133a

80 mm x 12 mm

SC-8133b


80 mm x 10 mm

SC-8133c

70 mm x 8 mm

SC-8133d

65mm x 6,5 mm




SC-8134a

Body mount spacers 0,25 mm


SC-8134b

Body mount spacers 0,50 mm




SC-8135

Body mount 1 mm spacers aluminum.




SC-8150

Sponge for body assembly (100 x 120 x 5 mm).



SC-8151

U shape body mount adapter, to use with SC-8133 CNC body adapters, or replacement form SC-8132



SC-8140

L shape body mount to use with SC-8107 or SC- 8132



Lightweight axle mounts

SC-8147a

7 mm

SC-8147b

8 mm

SC-8147c

9 mm

SC-8147d

10 mm



Axle mount spacers

SC-8127d


0,10 mm

SC-8127e

0,25 mm


SC-8127f

0,50 mm



Spring sets

Height	Soft	Medium	Hard	Extra Hard
4 mm	SC-8164a	SC-8164b	SC-8164c	SC-8164d
6 mm	SC-8165a	SC-8165b	SC-8165c	SC-8165d



New standard for gear teeth number identification

Scaleauto's gear range is ruled under the new Color Code that states a unique color to each gear depending on the amount of teeth. Standardisation makes tuning experience smoother for the serious Professional Slot Racer.

Color/Gear teeth



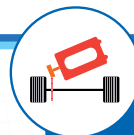
SC-1126

Axle stopper 3 mm light and anodized. M3 screw.



IN-LINE RS (3 mm)

	Reference	Color	Teeth	∅
	SC-1102	●	32	∅ 17,25 mm
	SC-1104	●	34	∅ 18,35 mm
	SC-1105	●	35	∅ 18,9 mm
	SC-1107	●	37	∅ 20,0 mm
	SC-1108	●	38	∅ 20,5 mm



ANGLEWINDER RS-3 (3 mm)


	Reference	Color	Teeth	∅
	SC-1048b	●	36	∅ 19,0 mm
	SC-1049b	●	37	∅ 19,5 mm
	SC-1050b	●	38	∅ 20,0 mm
	SC-1051b	●	39	∅ 20,5 mm
	SC-1052b	●	40	∅ 21,0 mm
	SC-1053b	●	41	∅ 21,5 mm
	SC-1054b	●	42	∅ 22,0 mm
	SC-1055b	●	43	∅ 22,5 mm
	SC-1056b	●	44	∅ 23,0 mm
	SC-1057b	●	45	∅ 23,5 mm
	SC-1058b	●	46	∅ 24,0 mm

SC-1601b

NEW

PRO guide 4,80 mm (3/16") club 8,5 mm blade.

New material



Universal Cooper Braids

Soft cooper braids.

SC-1614

6 units.

SC-1614c


100 units.

SC-1614b

50 units.

SC-1614d

Soft
6 units.



Short Cooper Braids

Soft cooper braids.

SC-1628

6 units.

SC-1628c


100 units.

SC-1628b

50 units.

SC-1628d

Soft
6 units.




SC-1646a

NEW

Braid with clips for 3/16" guides. Super soft 3,0 x 0,5mm cooper. (6 units).

SC-1646b

(50 units).




SC-1647a

NEW

Braid with clips for 3/16" guides. Super soft 3,0 x 0,5mm cooper. Short. (6 units).

SC-1647b

(50 units).




SC-1602b

NEW

PRO guide 4,80 mm (3/16") home 7 mm blade.

New material




SC-1624b

NEW

PRO Short guide 4,80 mm (3/16") club racing 9,1 mm blade.

New material



SC-1637

Standard slim 0,2 mm braid clips (10 units).

New 0,2 mm thickness

SC-1638

Short slim 0,2 mm braid clips (10 units).


New 0,2 mm thickness



SC-1615

Guide clips for SC-1601, SC-1602, SC-1622 and SC-1626.


New 0,2 mm thickness



SC-1615b

Guide clips for Short guide (SC-1624 + SC-1639).

New 0,2 mm thickness



SC-1634

3,5 x 0,5 mm braid + 6 units 0,2 mm brass clips.

SC-1635

3,5 x 0,5 mm braid + 6 units 0,2 mm Short brass clips.




SC-1622b

NEW

HEAVY DUTY 4,80 mm (3/16") club racing 9,1 mm blade.

New material




SC-1626b

NEW

SUPERSPORT LOW PROFILE guide 4,80 mm (3/16") club 9,1 mm blade.

New material




SC-1639b

NEW

SUPERSPORT LOW PROFILE Short guide 4,80 mm (3/16"). 9,1 mm blade.

New material



SC-1623

Steel spacers for 4,80 mm guides. (12 units)



SC-1645

Lightweight guide nut. Reversible.

NEW




SC-1629

Nylon nut with M2 pass for 4,80 mm guide.


SC-1629b

Nylon nut for 4,80 mm guide.



SC-5116

M5 stainless steel nuts x 2,5 mm for 4,80 mm guides.



Wheel inserts


SC-7606

Speedline 6 spokes wheel insert ø 20 mm.




SC-7610

BBS GT wheel insert ø 20 mm with brake disk.




SC-7618

15 spokes modern GT LMS hubs ø 20 mm with brake disk.



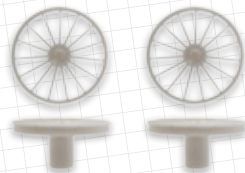
SC-7607

OZ wheel insert ø 16/17 mm.



SC-7608

Speedline 15 spokes wheel insert ø 20 mm.




SC-7615

BBS GT 15 spokes wheel insert ø 20 mm with brake disk.




SC-7619

5 spokes classic wheel insert ø 17-19 mm.




SC-7621

BMW M Sport wheel insert ø 20 mm.



SC-7622

7 spoke SRT Sport wheel insert ø 20 mm.



Acrylic car shelves

SC-5056

1/32 acrylic car shelf for 2 cars.



SC-5057

1/24 acrylic car shelf for 2 cars.

SC-5058

1/32 acrylic car shelf for 4 cars.



SC-5061

1/24 acrylic car shelf for 4 cars.

SC-5059

1/32 acrylic car shelf for 6 cars.



SC-5062

1/24 acrylic car shelf for 6 cars.

SC-5060

1/32 acrylic car shelf for 8 cars.

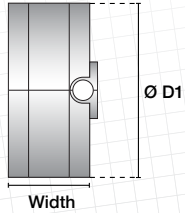


SC-5063

1/24 acrylic car shelf for 8 cars.



Aluminum hubs for 3 mm axle sponge tyres



Lightweight Design


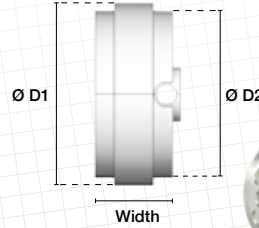
Width	øD1	Reference
6,0 mm	21,0 mm	SC-4069
8,0 mm	21,0 mm	SC-4003
13,0 mm	21,0 mm	SC-4004



Corse Design

Width	øD1	Reference
10,0 mm	21,0 mm	SC-4000
16,0 mm	21,0 mm	SC-4001

Aluminum hubs for 3 mm axle rubber tyres



Dakar Design

Width	øD1	øD2	Reference
11,0 mm	21,3 mm	19,1 mm	SC-4074



Solid Design

Width	øD1	øD2	Reference
10,0 mm	23,5 mm	21,5 mm	SC-4042
13,0 mm	23,5 mm	21,5 mm	SC-4043



Lightweight Design

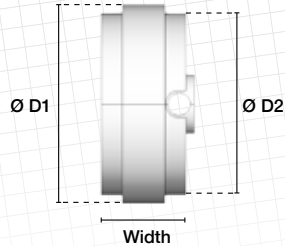
Width	øD1	øD2	Reference
9,0 mm	22,2 mm	20,0 mm	SC-4037b
10,0 mm	21,0 mm	19,0 mm	SC-4057f
10,0 mm	22,0 mm	20,0 mm	SC-4055f
10,2 mm	19,5 mm	17,3 mm	SC-4019
10,2 mm	20,5 mm	18,0 mm	SC-4029
11,5 mm	22,2 mm	20,0 mm	SC-4036b
13,0 mm	21,0 mm	19,0 mm	SC-4056f
13,0 mm	22,0 mm	20,0 mm	SC-4050f



Jarama


Width	øD1	øD2	Reference
13,0 mm	23,0 mm	19,0 mm	SC-4056e

1/24 hub family cross chart references



Hub Family code	D1 Diameter	Width	Solid (a)	Corse	Dakar	Jarama (e)	Lightweight (f)
4000	21,0 mm	10,0 mm		✓			
4001	21,0 mm	16,0 mm		✓			
4019	22,2 mm	9,0 mm					✓
4029	20,5 mm	10,2 mm					✓
4036	22,2 mm	11,5 mm					✓
4037	22,2 mm	9,0 mm					✓
4042	23,2 mm	10,0 mm	✓				
4043	23,2 mm	13,0 mm	✓				
4050	22,0 mm	13,0 mm					✓
4055	22,0 mm	10,0 mm					✓
4056	21,0 mm	13,0 mm				✓	✓
4057	21,0 mm	10,0 mm					✓
4073	20,7 mm	11,0 mm			✓		
4074	21,3 mm	11,0 mm			✓		

Rubber tyre measures



Scaleauto offers a wide range of rubber tyres for 1/24 scale, including various sizes and compounds for different kinds of track to fulfill the needs of most racers and model makers.

Size and brand name is engraved on the side of all tyres for a quick simple identification.

Surface type:

- Slick:** For race track purposes
- Stripped:** For modern road cars replicas
- Dirt Rally:** Special cut tyre for rally powder conditions.

Hardness compounds:

- Standard:** Used in the original Scaleauto cars starting from 2014 year. Valid to be used in all plastic tracks.
- Zero Grip:** Minimum friction surface for front wheels only.
- RT:** Harder. Used in all plastic tracks with high grip like Ninco*, Scalextric*, SCX*.
- Medium:** Intermediate. Used in all plastic and wooden tracks.
- Soft:** High grip. Used in all plastic tracks with smooth surface like Scalextric Sport* and Carrera*, tyre must be glued to hub.

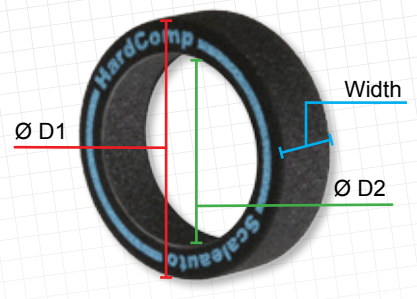
Rubber tyres

Width	øD1	Minimum øD2	Slick				Stripped		Dirt Rally
			Standard	RT	Medium	Soft	RT	Soft	Soft
10,0 mm	26,0 mm	20,0 mm	SC-4716						
12,0 mm	24,0 mm	16,0 mm		SC-4732		SC-4731	SC-4730	SC-4729	SC-4729ba
13,0 mm	25,0 mm	20,0 mm						SC-4725	
13,0 mm	25,0 mm	19,0 mm		SC-4749	SC-4737				
13,0 mm	27,0 mm	20,0 mm	SC-4717						

1/24 rubber tyres compatibility cross chart

Hub Family code	D1 Diameter	Width	Standard	RT	Medium	Soft	RT Stripped	Soft Stripped
4019	22,2 mm	9,0 mm	SC-4716					
4029	20,5 mm	10,2 mm		SC-4732		SC-4731	SC-4730	SC-4729 / SC-4729ba
4036	22,2 mm	11,5 mm		SC-4732		SC-4731	SC-4730	SC-4729 / SC-4729ba
4037	22,2 mm	9,0 mm	SC-4716					
4042	23,2 mm	10,0 mm	SC-4716	SC-4732		SC-4731	SC-4730	SC-4729 / SC-4729ba
4043	23,2 mm	13,0 mm	SC-4717	SC-4749	SC-4737			SC-4725
4050	22,0 mm	13,0 mm	SC-4717	SC-4749	SC-4737			SC-4725
4055	22,0 mm	10,0 mm	SC-4716	SC-4732	SC-4731		SC-4730	SC-4729 / SC-4729ba
4056	21,0 mm	13,0 mm		SC-4749	SC-4737			SC-4725
4057	21,0 mm	10,0 mm		SC-4732				

Sponge tyre measures



Sponge tyres

Width	D1	D2	Procomp	Procomp 2	Procomp 3	Procomp 4	Hardcomp
10,0 mm	27,0 mm	16,0 mm	SC-4814				
12,0 mm	28,0 mm	20,0 mm		SC-4854			SC-4840
13,0 mm	24,0 mm	10,0 mm	SC-4811				
13,0 mm	20,0 mm	10,0 mm	SC-4809				
14,0 mm	26,5 mm	21,0 mm		SC-4853			
15,0 mm	29,0 mm	16,0 mm	SC-4815				
16,0 mm	27,0 mm	21,0 mm	SC-4818				
16,0 mm	29,0 mm	19,0 mm	SC-4819				
17,0 mm	27,0 mm	19,0 mm	SC-4816				
20,0 mm	30,0 mm	16,0 mm					SC-4822
20,0 mm	30,5 mm	20,0 mm					SC-4820
20,0 mm	30,0 mm	16,0 mm	SC-4804	SC-4852	SC-4832		
20,0 mm	30,0 mm	20,0 mm	SC-4802	SC-4850	SC-4830		
30,0 mm	23,0 mm	9,0 mm	SC-4808				
35,0 mm	19,0 mm	12,0 mm	SC-4805				
35,0 mm	26,0 mm	19,0 mm	SC-4807				


*Carrera, Ninco, Scalextric, SCX are brand names used for consumer information only and that brands belongs to their respective trade mark owners.

American 7R




24h Daytona 2015 #4

NEW SC-6161
HS R



24h Daytona 2015 #3

NEW SC-6160
HS R



White Body Racing car kit

NEW SC-6161
R

*Includes all the body spare parts.




R+D Team Tip

All HS cars can be fitted with all popular decoders for racing on different digital operating systems.


Cup editions **R**

NEW


SC-6179a




SC-6179b



SC-6179c



SC-6179d



	Reference	Motor	Motor Size	Magnet	Chassis	Lightweight interior	Gear	Pinions	Front		Rear	
									ø Tyre	Hub	ø Tyre	Hub
24h Daytona 2015 #3	SC-6160	SC-08b	Sidewinder		HS		32 tooth	12 tooth	18 x 9 Standard	17,5 x 9 Plastic	19 x 10,5 Standard	17,5 x 10 Plastic
24h Daytona 2015 #4	SC-6161		S-Can									
24h Daytona 2015 #3	SC-6160R	SC-11b	Anglewinder	✓	R	x	27 tooth	11 tooth	18 x 9 Standard	17,5 x 9 Plastic	19 x 10,5 Standard	17,5 x 10 Aluminum
24h Daytona 2015 #4	SC-6161R		Long Can									
Cup Editions	SC-6179											
White body racing car kit *	SC-6152											

*Supplied not assembled

Scaleauto 1/32 scale cars can be run on all international (analog) slot racing system in 1/32 and 1/24 scale.

LMS GT3 2016




24h Nürburgring 2015 #1

NEW

SC-6173

HS R




24h Nürburgring 2015 #28

NEW

SC-6163

HS R




24h Nürburgring 2015 #29

NEW

SC-6172

HS R




24h Nürburgring 2015 #4

NEW

SC-6174


HS R




Cup editions **R**

NEW


SC-6180a




SC-6180c



SC-6180b



SC-6180d



All HS cars can be fitted with all popular decoders for racing on different digital operating systems.

	Reference	Motor	Motor Size	Magnet	Chassis	Lightweight interior	Gear	Pinions	Front		Rear	
									ø Tyre	Hub	ø Tyre	Hub
24h Nürburgring 2015 #28	SC-6163	SC-08b	Sidewinder S-Can		HS		32 tooth	12 tooth	18 x 9 Standard	17,5 x 9 Plastic	19 x 10,5 Standard	17,5 x 10 Plastic
24h Nürburgring 2015 #29	SC-6172											
24h Nürburgring 2015 #1	SC-6173											
24h Nürburgring 2015 #4	SC-6174											
24h Nürburgring 2015 #28	SC-6163R	SC-11b	Anglewinder Long Can	✓	R		27 tooth	11 tooth	18 x 9 Standard	17,5 x 9 Plastic	19 x 10,5 Standard	17,5 x 10 Aluminum
24h Nürburgring 2015 #29	SC-6172R											
24h Nürburgring 2015 #1	SC-6173R											
24h Nürburgring 2015 #4	SC-6174R											
Cup Editions	SC-6180											
White body racing car kit *	SC-6162											

*Supplied not assembled

Scaleauto 1/32 scale cars can be run on all international (analog) slot racing system in 1/32 and 1/24 scale.

Porsche 991 RSR

24h LM 2013 #91

SC-6066

HS R

24h LM 2013 #92 Winner

SC-6065

HS R

12h Sebring 2016 #912

NEW SC-6150

HS R

12h Sebring 2016 #911

SC-6151

HS R

R+D Team Tip

All HS cars can be fitted with all popular decoders for racing on different digital operating systems.

	Reference	Motor	Motor Size	Magnet	Chassis	Lightweight interior	Gear	Pinion	Front		Rear	
									ø Tyre	Hub	ø Tyre	Hub
24h LM 2013 #91	SC-6065	SC-08b	Sidewinder S-Can		HS	x	32 tooth		18 x 9 Standard	17,5 x 9 Plastic	19 x 10,5 Standard	17,5 x 10 Plastic
24h LM 2013 #92 Winner	SC-6066											
24h Daytona 2014 #911	SC-6139											
24h Daytona 2014 #912	SC-6140											
12h Sebring 2016 #912	SC-6150											
12h Sebring 2016 #911	SC-6151	SC-11b	Anglewinder	✓	R	✓	27 tooth	12 tooth	18 x 9 Standard	17,5 x 9 Plastic	19 x 10,5 Standard	17,5 x 10 Aluminum
Cup Racing Editions	SC-6067											
24h LM 2013 #91	SC-6065R											
24h LM 2013 #92 Winner	SC-6066R											
24h Daytona 2014 #911	SC-6139R											
24h Daytona 2014 #912	SC-6140R											
12h Sebring 2016 #912	SC-6150R											
12h Sebring 2016 #911	SC-6151R											
White Racing car kit *	SC-6135	SC-25b										

*Supplied not assembled

Scaleauto 1/32 scale cars can be run on all international (analog) slot racing system in 1/32 and 1/24 scale.

24h Daytona 2014 #911

24h Daytona 2014 #912


NEW

SC-6139

SC-6140

HS R

HS R



White Racing car kit

SC-6135

R

*Includes all the body spare parts.



Cup Racing editions

R

SC-6067A

SC-6067B

SC-6067C

SC-6067D



SRT Viper GTS-R



24h LM 2013 #93

SC-6036



24h LM 2013 #53

SC-6037



	Reference	Motor	Motor Size	Magnet	Chassis	Lightweight interior	Gear	Pinion
24h LM 2013 #93	SC-6036	SC-08b	Sidewinder S-Can			x	32 tooth	12 tooth
24h LM 2013 #53	SC-6037							
Daytona 2015 #33	SC-6107							
Daytona 2015 #93 Winner	SC-6108							
6h Watkins Glen 2014 #91	SC-6136	SC-11b	Anglewinder Long Can	✓		✓	27 tooth	11 tooth
24h LM 2013 #93	SC-6036R							
24h LM 2013 #53	SC-6037R							
Daytona 2015 #33	SC-6107R							
Daytona 2015 #93 Winner	SC-6108R							
6h Watkins Glen 2014 #91	SC-6136R							
6h Watkins Glen 2014 #93	SC-6137R							
White Racing car kit *	SC-6134							
	SC-25b							12 tooth


R+D Team » Tip

All HS cars can be fitted with all popular decoders for racing on different digital operating systems.

Chassis	Front		Rear	
	ø Tyre	Hub	ø Tyre	Hub
	18 x 9 Standard	17,5 x 9 Plastic	19 x 10,5 Standard	17,5 x 10 Plastic
	18 x 9 Standard	17,5 x 9 Plastic	19 x 10,5 Standard	17,5 x 10 Aluminum

*Supplied not assembled

Scaleauto 1/32 scale cars can be run on all international (analog) slot racing system in 1/32 and 1/24 scale.

Daytona 2015 #33

SC-6107

HS R



Daytona 2015 #93 Winner

SC-6108

HS R




6h Watkins Glen 2014 #93

NEW

SC-6137

HS R



White Racing car kit

SC-6134

*Includes all the body spare parts.



6h Watkins Glen 2014 #91

NEW

SC-6136

HS R



HSV-010 Super GT

SLS AMG GT3

JGTC 2010 #18

NEW

SC-6033

RS



IberGT 2011 Jarama #25

SC-6022R

Anglewinder
RT2



RT2



RS



RT3



JGTC 2010 #100

SC-6031

RT3



12h Zadvoort 2014 #33 Winner

NEW

SC-6085R

Anglewinder
RT2



Reference	Front		Rear	
	ø Tyre	Hub	ø Tyre	Hub
SC-6031	18 x 9 Standard	17,5 x 9 Plastic	19 x 10,5 Standard	17,5 x 10 Aluminum
SC-6033	18 x 9 Standard	17,5 x 9 Plastic	19 x 10,5 Standard	17,5 x 10 Plastic
SC-6033RS	18 x 9 Standard	17,5 x 9 Plastic	19 x 10,5 Standard	17,5 x 10 Aluminum

Front		Rear	
ø Tyre	Hub	ø Tyre	Hub
18 x 9 Standard	17,5 x 9 Plastic	19 x 10,5 Standard	17,5 x 10 Aluminum

	Reference	Motor	Motor Size	Magnet	Chassis	Gear	Pinions	Lightweight interior
JGTC 2010 #100	SC-6031	SC-08b	Sidewinder S-Can		RT3	32 tooth		✗
JGTC 2010 #18	SC-6033RS	SC-25b	Anglewinder Long Can	✓	RS	27 tooth	12 tooth	✓

	Reference	Motor	Motor Size	Magnet	Chassis	Lightweight interior	Gear	Pinions
IberGT 2011 Jarama #25	SC-6022R	SC-25b	Anglewinder	✓	RT2		27 tooth	12 tooth
12h Zadvoort 2014 #33	SC-6085R	SC-25b	Anglewinder Long Can	✓	RT2		27 tooth	12 tooth

Scaleauto 1/32 scale cars can be run on all international (analog) slot racing system in 1/32 and 1/24 scale.

Scaleauto 1/32 scale cars can be run on all international (analog) slot racing system in 1/32 and 1/24 scale.

BMW Z4 GT3



VLN Nürburgring 2012 #20

NEW

SC-6069

HS R



Silverstone 2011 #40 Winner

NEW

SC-6074

HS R



24h Nürburgring 2013 #19

SC-6032

HS R



24h Nürburgring 2013 #20

SC-6070

HS R



	Reference	Motor	Motor Size	Magnet	Chassis	Lightweight interior	Gear	Pinions	Front		Rear	
									ø Tyre	Hub	ø Tyre	Hub
24h Nürburgring 2013 #19	SC-6032	SC-08b	Sidewinder S-Can		HS	x	32 tooth	12 tooth	18 x 9 Standard	17,5 x 9 Plastic	19 x 10,5 Standard	17,5 x 10 Plastic
VLN Nürburgring 2012 #20	SC-6069											
24h Nürburgring 2013 #20	SC-6070											
Silverstone 2011 #40 Winner	SC-6074											
24h Nürburgring 2013 #19	SC-6032R	SC-11b	Anglewinder	✓	R	✓	27 tooth	11 tooth	18 x 9 Standard	17,5 x 9 Plastic	19 x 10,5 Standard	17,5 x 10 Aluminum
VLN Nürburgring 2012 #20	SC-6069R											
24h Nürburgring 2013 #20	SC-6070R											
Silverstone 2011 #40 Winner	SC-6074R											
White Racing car kit	SC-6200		Long Can					12 tooth				

Scaleauto 1/32 scale cars can be run on all international (analog) slot racing system in 1/32 and 1/24 scale.

C8 Spyder



C8 Spyder GT2R 24h LM
2006 #85

SC-6053

HS R



C8 Spyder GT2R 24h LM
2006 #86

SC-6042

HS R



R+D Team >>> Tip

All HS cars can be fitted with all popular decoders for racing on different digital operating systems.

	Reference	Motor	Motor Size	Magnet	Chassis	Lightweight interior	Gear	Pinion
C8 Spyder GT2R 24h LM 2006 #86	SC-6042	SC-08b	Sidewinder	✓	HS	✗	32 tooth	12 tooth
C8 Spyder GT2R 24h LM 2006 #85	SC-6053		S-Can					
C8 Spyder GT2R 24h LM 2006 #86	SC-6042R	SC-11b	Anglewinder	✓	R	✓	27 tooth	
C8 Spyder GT2R 24h LM 2006 #85	SC-6053R		Long Can					

Chassis	Front		Rear	
	ø Tyre	Hub	ø Tyre	Hub
HS	18 x 9 Standard	17,5 x 9 Plastic	19 x 10,5 Standard	17,5 x 10 Plastic
R	18 x 9 Standard	17,5 x 9 Plastic	19 x 10,5 Standard	17,5 x 10 Aluminum

Scaleauto 1/32 scale cars can be run on all international (analog) slot racing system in 1/32 and 1/24 scale.

C8 Laviolette

C8 Laviolette GT2R 24h
LM 2008 #85

SC-6050
HS R


C8 Laviolette GT2R 24h
LM 2008 #94

SC-6051
HS R



C8 Laviolette GT2R
Spa 2010 #85

NEW
SC-6075
HS R



	Reference	Motor	Motor Size	Magnet	Chassis	Lightweight interior	Gear	Pinion
C8 Laviolette GT2R LM 2008 #85	SC-6050	SC-08b	Sidewinder	✓	HS	✗	32 tooth	12 tooth
C8 Laviolette GT2R LM 2008 #94	SC-6051		S-Can					
Spa 2010 #85	SC-6075	SC-11b	Anglewinder	✓	R	✓	27 tooth	
C8 Laviolette GT2R LM 2008 #85	SC-6050R							
C8 Laviolette GT2R LM 2008 #94	SC-6051R							
Spa 2010 #85	SC-6075R		Long Can					

Scaleauto 1/32 scale cars can be run on all international (analog) slot racing system in 1/32 and 1/24 scale.

V12 LMR

24h Le Mans 1999 #17

NEW

SC-6175RS

RS



24H Sebring 1999 #42

SC-6210

RT3

RT3

RS



White Racing car kit


3DP chassis and 3DP motor mount RT4

NEW

SC-6201A

RS

Motor, axles, and transmission not included



White Racing car kit

RT3 chassis

SC-6211

RT3



	Reference	Motor	Motor Size	Magnet	Chassis	Lightweight interior	Gear	Pinion
24h Sebring 1999 #42	SC-6210		Sidewinder		RT3	X	32 tooth	12 tooth
White Racing Car Kit	SC-6211	SC-08b	S-Can	✓				
V12 24h Le Mans 1999 #17	SC-6175RS		Sidewinder		RS	✓	27 tooth	
White Racing car kit	SC-6201A	SC-25b	Short Can					

	Reference	Front		Rear	
		ø Tyre	Hub	ø Tyre	Hub
24h Sebring 1999 #42	SC-6210	18 x 9 Standard	17,5 x 9 Plastic	19 x 10,5 Standard	17,5 x 10 Plastic
White Racing car kit	SC-6211				
24h Le Mans 1999 #17	SC-6175RS	18 x 9 Standard	17,5 x 9 Plastic	19 x 10,5 Standard	17,5 x 10 Aluminum
White Racing car kit	SC-6201A				

*Supplied not assembled

Scaleauto 1/32 scale cars can be run on all international (analog) slot racing system in 1/32 and 1/24 scale.

S7R

24h Le Mans 2007 #54

NEW

SC-6176R

RT2



White Racing car kit

3DP chassis and 3DP motor mount RT4

NEW

SC-6202A

RS



Motor, axles, and transmission not included

	Reference	Motor	Motor Size	Magnet	Chassis	Lightweight interior	Gear	Pinions
24h Le Mans 2007 #54	SC-6176R	SC-11b	Anglewinder	✓	RT2	✓	27 tooth	12 tooth
White Racing car kit	SC-6202A		Long Can		RS			

Front		Rear	
ø Tyre	Hub	ø Tyre	Hub
18 x 9 Standard	17,5 x 9 Plastic	19 x 10,5 Standard	17,5 x 10 Aluminum

Scaleauto 1/32 scale cars can be run on all international (analog) slot racing system in 1/32 and 1/24 scale.

P208 T16



WRX Istanbul 2014

NEW

SC-6159

HS R
4WD



@shutterstock



R+D Team Tip


All HS cars can be fitted with all popular decoders for racing on different digital operating systems.

Rally Acropolis 2014 Winner

NEW

SC-6118

HS R
4WD




Rally Ypres 2013

NEW

SC-6181

HS R
4WD



	Reference	Motor	Motor Size	Magnet	Chassis	Gear	Pinion	Lightweight interior
Acropolis 2014 Winner	SC-6118	SC-08	Sidewinder	✓	HS	32 tooth	12 tooth	✗
WRX Istanbul 2014	SC-6159		S-Can					
Rally Ypres 2013	SC-6181	SC-27b	Anglewinder	✓	R 4WD	27 tooth	11 tooth	✓
Acropolis 2014 Winner	SC-6118R							
WRX Istanbul 2014	SC-6159R							
Rally Ypres 2013	SC-6181R							
Cup Editions	SC-6178							
White Racing car kit *	SC-6149							

Chassis	Front		Rear	
	ø Tyre	Hub	ø Tyre	Hub
HS	18 x 9 Standard	17,5 x 9 Plastic	19 x 10,5 Standard	17,5 x 10 Plastic
R	18 x 9 Standard	17,5 x 9 Plastic	19 x 10,5 Standard	17,5 x 10 Aluminum

*Supplied not assembled


Scaleauto 1/32 scale cars can be run on all international (analog) slot racing system in 1/32 and 1/24 scale.

Subaru Impreza WRC


NEW

Cup editions **R**
4WD


SC-6178a




SC-6178b



SC-6178c



SC-6178d



Rally San Remo 1998 #20

SC-6082

HS R
4WD



R+D Team »» Tip

All HS cars can be fitted with all popular decoders for racing on different digital operating systems.

Chassis	Front		Rear	
	ø Tyre	Hub	ø Tyre	Hub
HS	18 x 9 Standard	17,5 x 9 Plastic	19 x 10,5 Standard	17,5 x 10 Plastic
R	18 x 9 Standard	17,5 x 9 Plastic	19 x 10,5 Standard	17,5 x 10 Aluminum

	Reference	Motor	Motor Size	Magnet	Chassis	Gear	Pinion	Lightweight interior
Rally San Remo 1998 #20	SC-6082	SC-08	Sidewinder S-Can		HS		32 tooth	✗
Rally San Remo 1998 #20	SC-6082R	SC-11b	Anglewinder Long Can	✓	R 4WD	12 tooth	27 tooth	✓

Scaleauto 1/32 scale cars can be run on all international (analog) slot racing system in 1/32 and 1/24 scale.

RS200

Rally Sweden 1986 #8

NEW

SC-6182

HS



Rally Portugal 1986 #15

NEW

SC-6156

HS



Front		Rear	
ø Tyre	Hub	ø Tyre	Hub
18 x 9 Standard	17,5 x 9 Plastic	19 x 10,5 Standard	17,5 x 10 Plastic

	Reference	Motor	Motor Size	Magnet	Chassis	Gear	Pinion
Rally Sweden 1986 #8	SC-6182	SC-26	Inline	✓	HS	9 tooth	27 tooth
Rally Portugal 1986 #15	SC-6156		Long Can				

Scaleauto 1/32 scale cars can be run on all international (analog) slot racing system in 1/32 and 1/24 scale.

6R4

Camel Off-Road 1991 #4

NEW

SC-6154

HS R
4WD




1000 Lakes 1986 #8

NEW

SC-6153

HS R
4WD



	Reference	Motor	Motor Size	Magnet	Chassis	Gear	Pinion	Front		Rear	
								ø Tyre	Hub	ø Tyre	Hub
1000 Lakes 1986 #8	SC-6153	SC-26	Inline	✓	HS	9 tooth	27 tooth	18 x 9 Standard	17,5 x 9 Plastic	19 x 10,5 Standard	17,5 x 10 Aluminum
Camel Off-Road 1991 #4	SC-6154				R			18 x 9 Standard	17,5 x 9 Plastic	19 x 10,5 Standard	17,5 x 10 Plastic
1000 Lakes 1986 #8	SC-6153R				R						
Camel Off-Road 1991 #4	SC-6154R				4WD						

Scaleauto 1/32 scale cars can be run on all international (analog) slot racing system in 1/32 and 1/24 scale.



De Tomaso Pantera Gr.3

Orvieto 1974 #65 Winner

NEW

SC-6115

HS R



24H LM 1975 #7

SC-6035

HS R



DRM 1975 #318

SC-6040

HS R



Rally Montecarlo 1976 #43

SC-6084

HS R



	Reference	Motor	Motor Size	Magnet	Chassis	Lightweight interior	Gears	Pinion	Front		Rear	
									ø Tyre	Hub	ø Tyre	Hub
24h LM 1975 #7	SC-6035	SC-08b	Sidewinder S-Can		HS	x	32 tooth	12 tooth	18 x 9 Standard	17,5 x 9 Plastic	19 x 10,5 Standard	17,5 x 10 Plastic
DRM 1975 #318	SC-6040											
Rally Montecarlo 1976 #43	SC-6084											
Orvieto 1974 #65 Winner	SC-6115	SC-11b	Anglewinder Long Can	✓	R	✓	27 tooth	11 tooth	18 x 9 Standard	17,5 x 9 Plastic	19 x 10,5 Standard	17,5 x 10 Aluminum
24h LM 1975 #7	SC-6035R											
DRM 1975 #318	SC-6040R											
Rally Montecarlo 1976 #43	SC-6084R											
Orvieto 1974 #65 Winner	SC-6115R											



All HS cars can be fitted with all popular decoders for racing on different digital operating systems.

Scaleauto 1/32 scale cars can be run on all international (analog) slot racing system in 1/32 and 1/24 scale.

De Tomaso Pantera Gr.4



All HS cars can be fitted with all popular decoders for racing on different digital operating systems.

De Tomaso Pantera Gr.5

Le Mans 1975 #43

NEW

SC-6157

HS R



Brands Hatch 1977 #17

NEW

SC-6158

HS R

© Alain Joudain



Chassis	Front		Rear	
	ø Tyre	Hub	ø Tyre	Hub
HS	18 x 9 Standard	17,5 x 9 Plastic	19 x 10,5 Standard	17,5 x 10 Plastic
R	18 x 9 Standard	17,5 x 9 Plastic	19 x 10,5 Standard	17,5 x 10 Aluminum

Chassis	Front		Rear	
	ø Tyre	Hub	ø Tyre	Hub
HS	18 x 9 Standard	17,5 x 9 Plastic	19 x 10,5 Standard	17,5 x 10 Plastic
R	18 x 9 Standard	17,5 x 9 Plastic	19 x 10,5 Standard	17,5 x 10 Aluminum

	Reference	Motor	Motor Size	Magnet	Chassis	Lightweight interior	Gears	Pinion
Le Mans 1975 #43	SC-6157	SC-08b	Sidewinder S-Can		HS	✗	32 tooth	12 tooth
Le Mans 1975 #43	SC-6157R		Anglewinder	✓	R	✓	27 tooth	11 tooth
White body racing car kit *	SC-6170	SC-11b	Long Can					

*Supplied not assembled

	Reference	Motor	Motor Size	Magnet	Chassis	Lightweight interior	Gears	Pinion
Brands Hatch 1977 #17	SC-6158	SC-08b	Sidewinder S-Can		HS	✗	32 tooth	12 tooth
Brands Hatch 1977 #17	SC-6158R		Anglewinder	✓	R	✓	27 tooth	11 tooth
White body racing car kit *	SC-6171	SC-11b	Long Can					

*Supplied not assembled

Scaleauto 1/32 scale cars can be run on all international (analog) slot racing system in 1/32 and 1/24 scale.

Scaleauto 1/32 scale cars can be run on all international (analog) slot racing system in 1/32 and 1/24 scale.

Porsche Carrera RS / RSR 3.0

RS Historical Racing
Colors #709

NEW

SC-6123

HS R



RSR 3.0 Nürburbring
1000km 1975 #54

NEW

SC-6122

HS R



prototype picture

RSR 3.0 Le Mans 1975 #58

NEW

SC-6121

HS R



prototype picture

	Reference	Motor	Motor Size	Magnet	Chassis	Lightweight interior	Gear	Pinion	Front		Rear	
									ø Tyre	Hub	ø Tyre	Hub
RSR 3.0 LeMans 1975 #58	SC-6121		Sidewinder		HS				18 x 9 Standard	17,5 x 9 Plastic	19 x 10,5 Standard	17,5 x 10 Plastic
RSR 3.0 Nürburbring 1000Km #54	SC-6122	SC-08	S-Can			X	32 tooth	12 tooth				
RS Historical colors #709	SC-6123				R							
RSR 3.0 LeMans 1975 #58	SC-6121R			✓								
RSR 3.0 Nürburbring 1000Km #54	SC-6122R		Anglewinder									
RS historical colors #709	SC-6123R	SC-11b										
RS White Racing car kit	SC-6203		Long Can						18 x 9 Standard	17,5 x 9 Plastic	19 x 10,5 Standard	17,5 x 10 Aluminum
RS 3.0 White Racing car kit	SC-6204											



All HS cars can be fitted with all popular decoders for racing on different digital operating systems.

Scaleauto 1/32 scale cars can be run on all international (analog) slot racing system in 1/32 and 1/24 scale.

Porsche 959



Historical racing colors #9

SC-6094

HS R
4WD



Street car red

SC-6205


HS R
4WD



Street car white

SC-6206

HS R
4WD



All HS cars can be fitted with all popular decoders for racing on different digital operating systems.

	Reference	Motor	Motor Size	Magnet	Chassis	Lightweight interior	Gear	Pinion	Front		Rear	
									ø Tyre	Hub	ø Tyre	Hub
historical racing colors #9	SC-6094		Sidewinder		HS		32 tooth	12 tooth	18 x 9 Standard	17,5 x 9 Plastic	19 x 10,5 Standard	17,5 x 10 Plastic
Street car red	SC-6205	SC-08b	S-Can									
Street car white	SC-6206			✓	R 4WD		27 tooth	11 tooth	18 x 9 Standard	17,5 x 9 Plastic	19 x 10,5 Standard	17,5 x 10 Aluminum
historical racing colors #9	SC-6094R		Anglewinder									
Street car red	SC-6205R	SC-11b										
Street car white	SC-6206R		Long Can									

Scaleauto 1/32 scale cars can be run on all international (analog) slot racing system in 1/32 and 1/24 scale.

Porsche 935-76 Gr.5

DRM Zolder 1977 #52

SC-6029



Rev2



24h Daytona 1979 Winner

SC-6047




1000Km Nürburgring 1977 #3 Winner

SC-6077



NEW



1000Km Nurbürgring 1977 #7

SC-6104



NEW



	Reference	Motor	Motor Size	Magnet	Chassis	Lightweight interior	Gear	Pinion	Front		Rear	
									ø Tyre	Hub	ø Tyre	Hub
DRM Zolder 1977 #52	SC-6029	SC-08b	Sidewinder	✓	RT3 Rev2	x	32 tooth	12 tooth	18 x 9 Standard	17,5 x 9 Plastic	19 x 10,5 Standard	17,5 x 10 Aluminum
24h Daytona 1979 Winner	SC-6047		S-Can		HS				18 x 9 Standard	17,5 x 9 Plastic	19 x 10,5 Standard	17,5 x 10 Plastic
1000 km Nürburgring 1977 #7	SC-6104	SC-11b	Anglewinder	✓	R	✓	27 tooth	11 tooth	18 x 9 Standard	17,5 x 9 Plastic	19 x 10,5 Standard	17,5 x 10 Aluminum
1000 km Nürburgring 1977 #3 Winner	SC-6077											
24h Daytona 1979 Winner	SC-6047R											
1000 km Nürburgring 1977 #7	SC-6104R											
1000 km Nürburgring 1977 #3 Winner	SC-6077R		Long Can									
White Racing car kit *	SC-6068											



R+D Team » Tip



All HS cars can be fitted with all popular decoders for racing on different digital operating systems.

*Supplied not assembled

Scaleauto 1/32 scale cars can be run on all international (analog) slot racing system in 1/32 and 1/24 scale.

Porsche 935-77 Gr.5

Porsche 935-J Gr.5

Silverstone 1977 #1

SC-9104

HS



New update body and chassis compatible with R and RT3

24H LM 1982 #65

SC-9103

HS



New update body and chassis compatible with R and RT3



R-D Team Tip

All HS cars can be fitted with all popular decoders for racing on different digital operating systems.

24H LM 1977 #41

SC-9105

HS



Limited 500 pcs.

IMSA 24h Daytona 1981 #46

SC-9106

HS

NEW



Front		Rear	
ø Tyre	Hub	ø Tyre	Hub
18 x 9 Standard	17,5 x 9 Plastic	19 x 10,5 Standard	17,5 x 10 Plastic

Front		Rear	
ø Tyre	Hub	ø Tyre	Hub
18 x 9 Standard	17,5 x 9 Plastic	19 x 10,5 Standard	17,5 x 10 Plastic


	Reference	Motor	Motor Size	Magnet	Chassis	Lightweight interior	Gear	Pinion
Silverstone 1977 #1	SC-9104	SC-08b	Sidewinder			X	36 tooth	11 tooth
24H LM 1977 #41	SC-9105		S-Can	✓	HS			
White Racing car kit	SC-6168	SC-11b	Anglewinder Long Can	✓		✓	27 tooth	12 tooth

	Reference	Motor	Motor Size	Magnet	Chassis	Lightweight interior	Gear	Pinion
24H LM 1982 #65	SC-9103	SC-08b	Sidewinder	✓	HS	X	36 tooth	11 tooth
24h Daytona 1981 #46	SC-9106		S-Can	✓				

Scaleauto 1/32 scale cars can be run on all international (analog) slot racing system in 1/32 and 1/24 scale.

Scaleauto 1/32 scale cars can be run on all international (analog) slot racing system in 1/32 and 1/24 scale.

M1 Gr.5



24H LM 1981 #50

SC-6049

R



Fuji 1982 #8

SC-6039

R R13 Rev2



24H LM 1981 #51

NEW

SC-6059


HS R



24H LM 1981 #52

SC-6027

HS R



All HS cars can be fitted with all popular decoders for racing on different digital operating systems.


	Reference	Motor	Motor Size	Magnet	Chassis	Lightweight interior	Gear	Pinion	Front		Rear		
									ø Tyre	Hub	ø Tyre	Hub	
Fuji 1982 #8	SC-6039	SC-08	Sidewinder	✓	R13 Rev2	x	32 tooth	12 tooth	18 x 9 Standard	17,5 x 9 Plastic	19 x 10,5 Standard	17,5 x 10 Aluminum	
24H LM 1981 #51	SC-6059		S-Can		HS				18 x 9 Standard	17,5 x 9 Plastic	19 x 10,5 Standard	17,5 x 10 Plastic	
24H LM 1981 #52	SC-6027	SC-11b	Anglewinder	✓	R	✓	27 tooth	11 tooth	18 x 9 Standard	17,5 x 9 Plastic	19 x 10,5 Standard	17,5 x 10 Aluminum	
24H LM 1981 #50	SC-6049R		Long Can						11 tooth	18 x 9 Standard	17,5 x 9 Plastic	19 x 10,5 Standard	17,5 x 10 Aluminum
24H LM 1981 #52	SC-6027R		12 tooth						18 x 9 Standard	17,5 x 9 Plastic	19 x 10,5 Standard	17,5 x 10 Aluminum	
24H LM 1981 #51	SC-6059R		12 tooth						18 x 9 Standard	17,5 x 9 Plastic	19 x 10,5 Standard	17,5 x 10 Aluminum	
Fuji 1982 #8	SC-6039R												

Porsche 959 Raid

Paris Dakar 1986 #185

NEW

SC-6113



Raid Challenge

SC-6090a

SC-6090b

SC-6090c



White Racing car kit

SC-6089



*Includes all the body spare parts.

	Reference	Motor	Motor Size	Magnet	Chassis	Lightweight interior	Front		Rear	
							ø Tyre	Hub	ø Tyre	Hub
Raid Challenge	SC-6090a/b/c		Sidewinder				22 x 10 Standard	16 x 8,5 Plastic	22 x 10 Aluminum	16 x 8,5 Plastic
Paris Dakar 1986 #186	SC-6125	SC-08b	S-Can	✓		✗	22 x 10 Standard	16 x 8,5 Plastic	22 x 10 Aluminum	16 x 8,5 Plastic
White body racing car kit *	SC-6089									



Africa Legends

*Supplied not assembled

Scaleauto 1/32 scale cars can be run on all international (analog) slot racing system in 1/32 and 1/24 scale. All wheel drive, 4x4 equipment

205 T16 Grand Raid 405 T16 Grand Raid

Paris Dakar 1989
 #205 Guy Frequelin
 #207 Philippe Wambergue

SC-6106



Limited 200 pcs.

*Resine body

Paris Dakar 1987
 #206 Shekhar Mehta
 #207 Andrea Zanussi

MSC-7402



Limited 200 pcs.

*Resine body

Paris Dakar 1989
 #204 Ari Vatanen Winner
 #206 Jackie Ickx

SC-6120



Limited 200 pcs.

*Resine body



***Resine Body:** Special low productions runs, hand cast PU resine bodies are used and individually hand build with personalized paint and decals.

Front		Rear	
ø Tyre	Hub	ø Tyre	Hub
22 x 10 Standard	16 x 8,5 Plastic	22 x 10 Aluminum	16 x 8,5 Plastic

Front		Rear	
ø Tyre	Hub	ø Tyre	Hub
22 x 10 Standard	16 x 8,5 Plastic	22 x 10 Aluminum	16 x 8,5 Plastic

	Reference	Motor	Motor Size	Magnet	Chassis	Lightweight interior
Paris Dakar 1989 #205 / #207	SC-6106	SC-08b	Sidewinder	✓		✗
Paris Dakar 1987 #206 / #207	MSC-7402		S-Can	✓		

	Reference	Motor	Motor Size	Magnet	Chassis	Lightweight interior
Paris Dakar 1989 #204 Winner / #206	SC-6120	SC-08b	Sidewinder	✓		✗
Paris Dakar 1988 #204 / #206	MSC-7404		S-Can	✓		

Scaleauto 1/32 scale cars can be run on all international (analog) slot racing system in 1/32 and 1/24 scale. All wheel drive, 4x4 equipment

Range Rover

Porsche 911 SC

Paris Dakar 1991 #217

NEW

SC-6088



4WD

Limited 200 pcs.

*Resine body



Paris Dakar 1987 #198 / #199

NEW

SC-6099a

NEW

SC-6099b



4WD

Limited 150 pcs.

*Resine body



Paris Dakar 1988 #220 / 221

NEW

SC-6086

*Photo from prototype model.

Limited 300 pcs.

*Resine body



Africa Legends

Paris Dakar 1984 #175 / 176 / 177

NEW

SC-6087

*Photo from prototype model.

Limited 300 pcs.

*Resine body



R+D Team >>> Tip

*Resine Body: Special low productions runs, hand cast PU resine bodies are used and individually hand build with personalized paint and decals.

Front		Rear	
ø Tyre	Hub	ø Tyre	Hub
24,5 x 10 Standard	16 x 8,5 Plastic	24,5 x 10 Standard	16 x 8,5 Plastic



	Reference	Motor	Motor Size	Magnet	Chassis	Lightweight interior
Paris Dakar 1991 #217	SC-6088		Sidewinder			
Paris Dakar 1987 #198 / #199	SC-6099	SC-08b	S-Can	✓		X
Paris Dakar 1988 #208	SC-6109					

Front		Rear	
ø Tyre	Hub	ø Tyre	Hub
22 x 7 Standard	16 x 7 Plastic	22 x 7 Aluminum	16 x 7 Plastic

	Reference	Motor	Motor Size	Magnet	Lightweight interior
Paris Dakar 1988 #220 / 221	SC-6086		In-line		
Paris Dakar 1984 #175 / 176 / 177	SC-6087	SC-18b	Slim Can	✓	X

Scaleauto 1/32 scale cars can be run on all international (analog) slot racing system in 1/32 and 1/24 scale.

Mini All4


Rally Dakar 2012 #302 Winner

SC-6092




Rally Dakar 2014 #300

SC-6141




Rally Dakar 2014 #304 Winner

SC-6143



Rally Dakar 2014 #301

SC-6142



White Racing car kit

SC-6114

*Includes all the body spare parts.



	Reference	Motor	Motor Size	Magnet	Chassis	Lightweight interior	Front		Rear	
							ø Tyre	Hub	ø Tyre	Hub
Rally Dakar 2014 #300	SC-6141									
Rally Dakar 2014 #301	SC-6142									
Rally Dakar 2014 #304 Winner	SC-6143	SC-08b	Sidewinder	✓		✗	24,5 x 10 Standard	16 x 8,5 Plastic	24,5 x 10 Aluminum	16 x 8,5 Plastic
Rally Dakar 2012 #302 Winner	SC-6092		S-Can							
White body racing car kit *	SC-6114									

*Supplied not assembled


Scaleauto 1/32 scale cars can be run on all international (analog) slot racing system in 1/32 and 1/24 scale. All wheel drive, 4x4 equipment

Limited editions

Limited 300 pcs.

Spyder C8
24h WES 2015

SC-6097



Porsche 991 RSR
24h WES 2017

SC-6166



SRT GTS-R
24h WES 2016

SC-6133



M1 Gr.5
24h MasterSlot 2015

SC-6116



	Reference	Motor	Motor Size	Magnet	Chassis	Lightweight interior	Gear	Pinion
Spyder WES 2015	SC-6097							
SRT GTS-R WES 2016	SC-6133							
Porsche 991 RSR WES 2017	SC-6166	SC-08b	Sidewinder	✓	HS	×	36 tooth	11 tooth
M1 Gr.5 MasterSlot 2015	SC-6116		S-Can					
Spyder C8 MasterSlot 2016	SC-6124							

Front		Rear	
ø Tyre	Hub	ø Tyre	Hub
18 x 9 Standard	17,5 x 9 Plastic	19 x 10,5 Standard	17,5 x 10 Plastic

Spyder C8
24h MasterSlot 2016

SC-6124



M1 Gr.5
Campeonato de España 2015


SC-6126



Porsche 991 RSR
24h MasterSlot 2017

SC-6183

NEW



Subaru WRC
Campeonato de España 2016


SC-6131



Porsche 991 RSR
Campeonato de España 2017

SC-6169

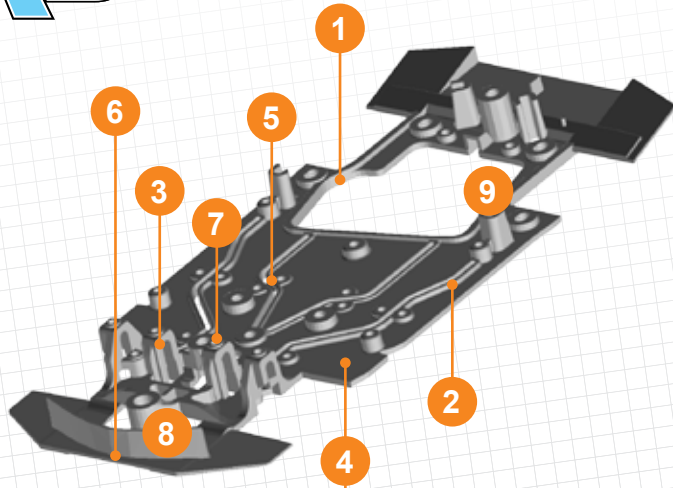
NEW



Limited
300 pcs.

	Reference	Motor	Motor Size	Magnet	Chassis	Lightweight interior	Gear	Pinion
Porsche 991 RSR MasterSlot 2015	SC-6183							
M1 Gr.5 CE 2015	SC-6126	SC-08b	Sidewinder	✓	HS	x	36 tooth	11 tooth
Subaru WRC CE 2016	SC-6131		S-Can					
Porsche 991 RSR CE 2017	SC-6169							

RS



NEW

Car Model	Hard	Medium
HSV010	SC-6632a	SC-6632b
S7R	SC-6660a	SC-6660b
V12 LMR	SC-6653a	SC-6653b
Radical	SC-6654a	SC-6654b

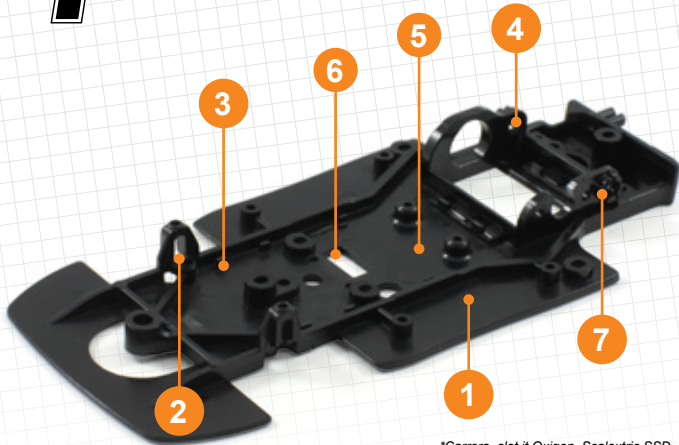
NEW

	FDM	SLS
Z4	SC-9115	SC-9122b
Spyker	SC-9116	SC-9115b
SRT GTS	SC-9117	SC-9116b
Porsche 991	SC-9118	SC-9117b
Subaru	SC-9119	SC-9118b
P 208	SC-9120	SC-9119b
A7R	SC-9121	SC-9120b
LMS GT3 2016	SC-9122	SC-9121b
Honda	SC-9123	

Technical Specifications

1. New chassis development for the new RT4 Motor mount setups with 12° angle.
2. In-flex chassis design with adjustable torsion points.
3. Front axle support for independent front axle mounting system.
4. Stronger material. Thinner nerves.
5. Improved wiring fixing path.
6. Front guide area recess for better plastic track connection interferences.
7. New M2.5 adjustable screw sets.
8. Reinforced guide area.
9. Allow 3,4,5, 6 or 7 position fixing point motor mounts.

HS




Technical Specifications

1. Plastic injected 1 sole piece chassis.
2. Front Axle heightt adjustment.
3. Integral wire fixing clips.
4. Body floating adjustment system optionally assembled.
5. RT3 compatible body mount fixing.
6. Ready compatible for Slot.it Oxygen, Scalextric SSD and Carrera digital chips*.
7. Self centered rear axle bronze bushing.


*Carrera, slot.it Oxygen, Scalextric SSD, are brand names used for consumer information only and that brands belongs to their respective trade mark owners.

RT2



Car Model	Hard	Medium
Toyota GT One	SC-6605	-
Radical SR-9 RT-2	SC-6612a2	SC-6612b2
SLS AMG GT3	SC-6613a	SC-6613b
Pagani Zonda	SC-6621a	SC-6621b
Subaru WRC	SC-6648a	SC-6648b

R



Car Model	Hard	Medium
BMW Z4	SC-6634a	SC-6634b
Spyker C8	SC-6635a	SC-6635b
BMW M1 Gr.5	SC-6636a	SC-6636b
Pantera Gr.3/4	SC-6637a	SC-6637b
SRT GTS-R	SC-6638a	SC-6638b
Porsche 935 Gr.5	SC-6639a	SC-6639b
Porsche 991	SC-6640a	SC-6640b
Subaru WRC	SC-6641a	SC-6641b
959-Metro	SC-6647a	SC-6647b
RS200	SC-6649a	SC-6649b

Technical Specifications


1. Plastic injected chassis.
2. Independent motor mount with suspension system allowed.
3. Front Axle height adjustment.
4. Accurate Thickness for race purpose.
5. Allows Sidewinder, Inline and Anglewinder 25° RT3 motor mounts.
6. Integral wire fixing clips.
7. Body floating adjustment system optionally assembled.
8. RT3 compatible body mount fixing.

Special Aftermarket Products

NEW


SC-6801

Chassis DTM A5
SCX plastic injection
R-version



SC-6802

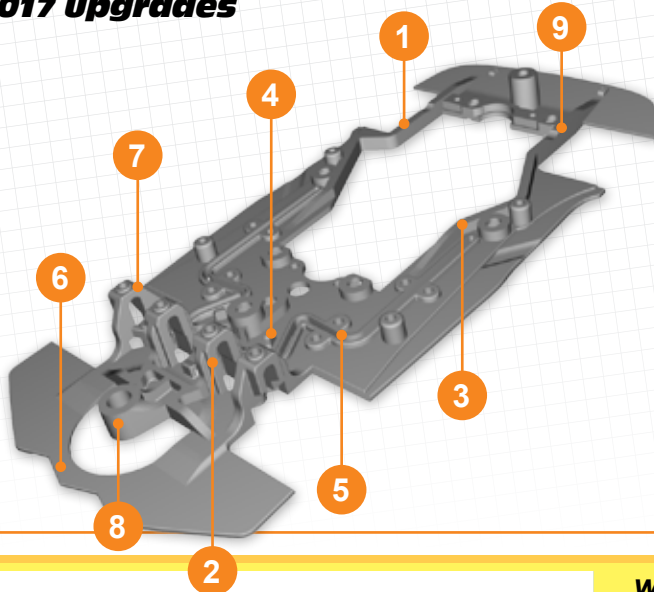
Chassis DTM C-Klasse
SCX plastic injection
R-version



*Carrera, Ninco, Scalextric, SCX are brand names used for consumer information only and that brands belongs to their respective trade mark owners.

R

2017 upgrades




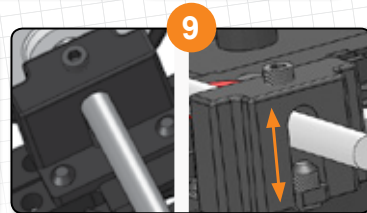
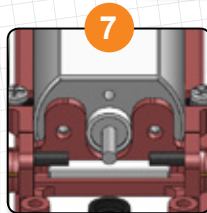


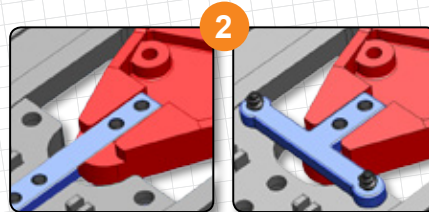
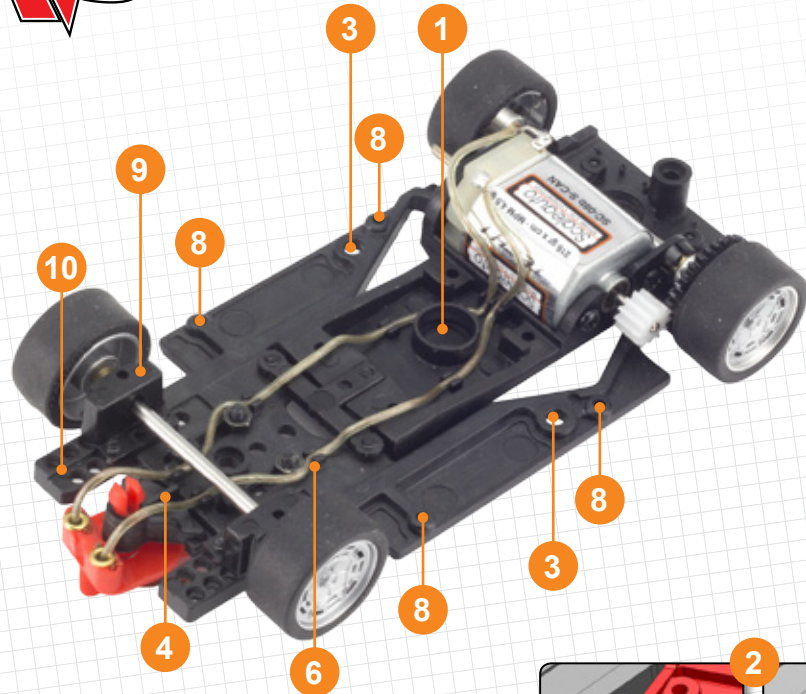
NEW

Car Model	Hard	Medium
P208	SC-6642a	SC-6642b
Porsche Carrera RS-RSR	SC-6643a	SC-6643b
American 7R	SC-6650a	SC-6650b
LMS GT3 2016	SC-6651a	SC-6651b
Pantera Gr.5	SC-6652a	SC-6652b
F1 GTR	SC-6661a	SC-6661b

Technical Specifications

1. For RT3 motor mounts setups with 25° motor angles .
2. Front axle support for independent front axle mounting system.
3. Thinner nerves
4. Improved wiring fixing path
5. In-flex chassis design with adjustable torsion points.
6. Front guide are recess for better plastic track connection interferences.
7. New M2.5 adjustable screw sets.
8. Reinforced guide area.
9. Allow 3 or 5 fixing point motor mounts.

RT3

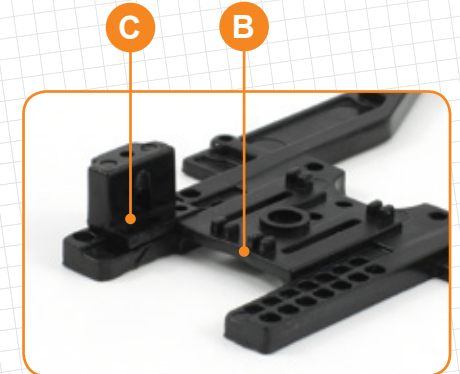


Technical Specifications

1. Independent motor mount allows for SW-AW-IL motor setup compatible with third party brands.
2. Motor mount with 2 front fixing arms style.
3. Adjustable side motor mount suspension post.
4. Guide holder adjusts the guide distance independently from front and rear axle.
5. Guide holder available in various lengths.
6. Integrated wire fixing clips.
7. Easily adjustable rear magnet assembly.
8. Body floating concept allows adjustment of body ground clearance and balance regulation. Uses SC-5129 special screws.
9. Front axle heightt adjustment.
10. Adjustable wheelbase.
11. Symmetrical and asymmetrical front axle holders.

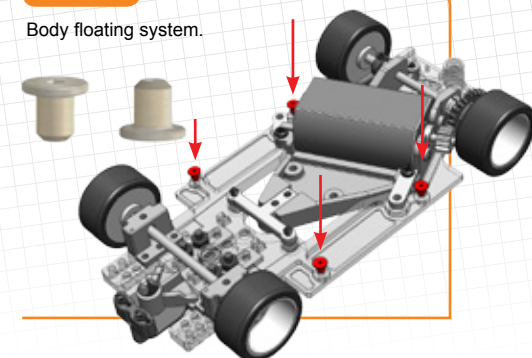
Rev3 Upgrades:

- A. New guide holder reinforced.
- B. New chassis more rigid and stable.
- C. New readjusted front axle holders for perfect fit.
- D. Engravings to identify each chassis.




SC-5129

Body floating system.



SC-6623

Chassis RT3 MWB assembled + LWB main base as optional assembly.
Rev3



LWB Long Wheel Base


Width: 57,0 mm
Wheelbase: 81-86 mm

SC-6629

Hard.
Rev3

SC-6629b

Soft.
Rev3



MWB Medium Wheel Base


Width: 50,6 mm
Wheelbase: 77-84 mm

SC-6615

Hard.
Rev3

SC-6615b

Soft.
Rev3



SWB Small Wheel Base


Width: 44 mm
Wheelbase: 67-79 mm

SC-6622

Hard.
Rev3

SC-6622b

Soft.
Rev3




XSWB Extra Small Wheel Base

Width: 40 mm
Wheelbase: 67-73 mm

SC-6628

Hard.
Rev3





Montecarlo Chassis 4WD

The versatile Montecarlo chassis is in the core of Rally classic cars.

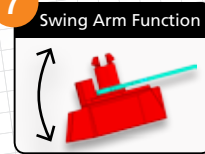

A large community of satisfied users is the best proof of its reliability and excellence in design and manufacturing. A wide range of spares and accessories makes the Montecarlo chassis the right choice for the rally slot driver with high expectations.

SC-6900

Chassis Montecarlo complete set.



Chassis Montecarlo.
New improved.
Reinforced areas.




Technical Specifications

1. Adjustable wheelbase.
2. Pick up support with different distance possibilities between pick up and rear axle.
3. Suspension in front axle.
4. Two different motor mounts: in-line and angler.
5. Direct transmission to rear axle and 4WD by pulleys.
6. Motor SC-26.
7. Swing arm function optionally with three different lengths and adjustable tilt angle.
8. Rear axle self centered bushing.
9. Front magnet position.
10. Rear magnet position.

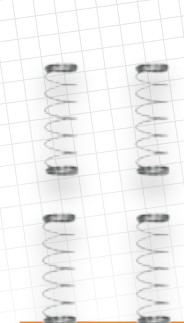
SC-6901

Basic starter kit.




SC-5131

Spring sets for SC-6900 Montecarlo chassis.



SC-5135

Universal body mount for Montecarlo in-line + angler.




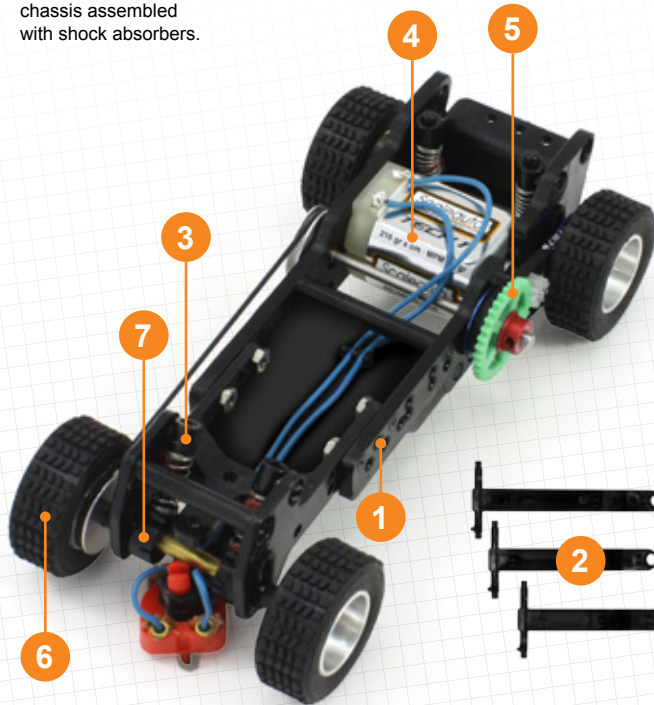


SC-6902

Dakar adjustable chassis assembled with shock absorbers.

Technical Specifications

1. 2 pieces adjustable wheelbase chassis.
2. Different length swing arm, adjustable stroke and position.
3. Independent shock absorbers with large extension.
4. Sidewinder motor position.
5. 4WD transmission through central axis, pulleys and belts.
6. Off-Road tyres.
7. 2 chassis position to fix the shock absorbers allow 2 different hardness.
8. Self centered bushing on the axles.
9. Separate axle housing to allow metal replacement for lifetime use.
10. Swing arm tension adjustment.
11. Magnet option




Dakar Chassis 4WD

This brand new chassis was designed from scratch to fulfill the highest expectations of the die hard Raid slot driver. Reliability, performance and resistance are the right words to describe the new member in our chassis family that will empower the Raid cars from our catalog.

Built with injected plastic, the Dakar chassis gives to the user a wide range of configuration possibilities supported by a large base of spare accessories.

SC-6903

Dakar adjustable basic chassis kit.



Shock Absorbers

SC-5133a

Standard

SC-5133b

Soft

SC-5134a

Short version

SC-5132


Shock absorbers set. Universal use.



RT3 Motor mounts 25°

SC-6522c

Long Can.
RT3 sidewinder
motor mount
0,5 mm offset.
Rev3



SC-6528c

NEW


Long Can.
RT3 anglewinder
motor mount
0,5 mm offset.
Wide axle support.



* Prototype picture


SC-6523c

Long Can.
RT3 In-line
motor mount
0,0 mm offset.
Rev3



SC-6526c

Short Can.
RT3 sidewinder
motor mount
0,0 mm offset.
Rev3



SC-6524c


Long Can.
RT3 anglewinder
motor mount
0,5 mm offset.
Short axle support.
Rev3



SC-6527c

NEW

Slim Can.
RT3 In-line slim
motor mount
0,5 mm offset.



RT4

Motor mounts 12°

SC-6529a

NEW

RT4 standard motor mount. Offset 0,75 mm.
Ball bearing.
With side suspension arms.

GT

* Bearings not included



SC-6529b

NEW

RT4 standard motor mount. Offset 0,75 mm.
Bushing.
With side suspension arms.

GT

SC-6531

NEW

RT4 full adjustable motor mount.
Independent rear end.
For Ball bearing or bushing.
With side suspension arms.

GT

* Bearings not included



SC-6530a

NEW

RT4 RALLY motor mount.
Offset -0,75 mm.
Ball bearing. Spherical.

RALLY

* Bearings not included



SC-6530b

NEW

RT4 RALLY motor mount.
Offset -0,75 mm.
Bushing.

RALLY


SC-6532

NEW

RT4 RALLY full adjustable motor mount.
Independent rear end.
For Ball bearing or bushing.

RALLY

* Bearings not included



SC-6533

NEW

Axle height adjustments.



3D PRINT



SLOT FACTORY SERVICE

Scaleauto will provide factory support for 3D print services for own designed slot pieces as well as for customer designed on demand.

This 3D print service opens the range of available pieces for any customer:

- New Chassis developments for Scaleauto and other brands.
- Detailed pieces for slot cars and scenics.
- Special purpose designed pieces for any car, controller, tracks.
- Plastic Injection for high detailed and low production runs.


3D print services provides to our customers to reproduce any designed pieces with a very low cost price. Self made pieces are welcome and new designers can explore their own limits as the 3D prints have very few structural limit requests.

3 different final quality products:

	Definition	Structure	Minimum order
Plastic injection	High	Limited	300
SLA	Medium	Unlimited 0,5 mm acuracity	1
FDM	Low	Unlimited 0,5 mm acuracity	1

Car Model	Motor mount	Reference
*Ninco Seat Leon	for SC motor mount	SC-9110
*SCX Ford Fiesta		SC-9111
*Carrera Evolution Audi A5		SC-9112
*Carrera Evolution BMW M4		SC-9113
*SCX Citroën DS3	fixed motor mount	SC-9114

3D PRINT	NEW	
	FDM	SLS
Z4	SC-9115	SC-9122b
Spyker	SC-9116	SC-9115b
SRT GTS	SC-9117	SC-9116b
Porsche 991	SC-9118	SC-9117b
Subaru	SC-9119	SC-9118b
Peugeot 208	SC-9120	SC-9119b
A7R	SC-9121	SC-9120b
LMS GT3 2016	SC-9122	SC-9121b
Honda	SC-9123	



*Carrera, Ninco, Scalextric, SCX, NSR are brand names used for consumer information only and that brands belongs to their respective trade mark owners.

Aluminum Motor Mounts / Decals

SC-3004b

PRO RT sidewinder aluminum motor mount for NSR* classic.



Updated Design

- » Perfect CNC aluminum motor mounts.
- » Ultra light design for minimum weight and maximum speed
- » Interchangeable motor mount with or without offset set inline gears.
- » Optional high speed ball bearing (SC-1312)

Custom products for scratch building

SC-3050

Offset motor mount -0,5 mm.

(Only for reference SC-3000)



SC-3051

Magnet mount for 2 x SC-1502 neodimium magnets. Adjustable height with double screw fixing.

(Only for reference SC-3000)



SC-9001

Classic race water slide decals set.



SC-9002

Official Scaleauto water slide decals.



SC-9003

Race numbers water slide decals.



2,38mm Axle Hubs

Lightweight Universal

Width	øD1	øD2	Reference
8,5 mm	14,8 mm	12,7 mm	SC-4030f
8,5 mm	15,8 mm	13,6 mm	*SC-4031f25 NEW
10,0 mm	15,8 mm	13,6 mm	SC-4032f
10,0 mm	17,2 mm	15,0 mm	SC-4033f NEW
8,5 mm	17,2 mm	15,0 mm	SC-4034f
10,0 mm	14,8 mm	12,7 mm	SC-4035f
8,5 mm	16,5 mm	14,3 mm	SC-4046f
8,5 mm	16,9 mm	14,7 mm	SC-4048f
8,5 mm	16,2 mm	14,0 mm	SC-4049f NEW
10,0 mm	16,2 mm	14,0 mm	SC-4051f
8,5 mm	17,5 mm	15,3 mm	SC-4052f
8,5 mm	15,5 mm	13,3 mm	SC-4053f
10,0 mm	16,5 mm	14,3 mm	SC-4054f NEW
10,0 mm	17,5 mm	15,3 mm	SC-4062f
10,0 mm	16,9 mm	14,7 mm	*SC-4047f25 NEW

Solid Design

Width	øD1	øD2	Reference
8,0 mm	15,0 mm	12,8 mm	SC-4063a
10,0 mm	15,0 mm	12,8 mm	*SC-4065a25 NEW
5,6 mm	15,8 mm	13,7 mm	*SC-4067a25 NEW
6,6 mm	15,8 mm	13,7 mm	*SC-4068a25 NEW
8,5 mm	15,8 mm	13,4 mm	SC-4031a
10 mm	15,8 mm	13,4 mm	SC-4032a
8,5 mm	16,9 mm	14,7 mm	SC-4048a
8,5 mm	17,5 mm	15,3 mm	SC-4052a
11,0 mm	17,5 mm	15,3 mm	*SC-4064a25 NEW

Jarama Aluminum Gold Anodized

Width	øD1	øD2	Reference
8,5 mm	15,5 mm	13,3 mm	SC-4053e
	15,8 mm	13,6 mm	SC-4031e
	16,2 mm	14,0 mm	SC-4049e
	16,5 mm	14,3 mm	SC-4046e
	16,9 mm	14,7 mm	SC-4048e
	17,2 mm	15,0 mm	SC-4034e
	17,5 mm	15,3 mm	SC-4052e

Formula

Width	øD1	øD2	Reference
12,5 mm	15,5 mm	13,3 mm	SC-4070f

Sebring Aluminum Anodized

Width	øD1	øD2	Reference
10 mm	16,5 mm	14,3 mm	*SC-4054h25 NEW
	16,9 mm	14,7 mm	*SC-4074h25 NEW
8,5 mm	16,5 mm	14,3 mm	*SC-4046h25 NEW
	16,9 mm	14,7 mm	*SC-4048h25 NEW
	15,8 mm	13,0 mm	SC-4031h
	16,2 mm	14,0 mm	SC-4049h
	17,2 mm	15,0 mm	SC-4034h

Universal Lightweight M2,5

Width	øD1	øD2	Reference
11,0 mm	16,9 mm	10 mm	*SC-4074K25 NEW

Nylon Design

Width	øD1	øD2	Reference
8,5 mm	15,8 mm	13,6 mm	SC-4031y
8,5 mm	16,2 mm	14,0 mm	SC-4049y
8,0 mm	14,5 mm	12,3 mm	SC-4071y
8,0 mm	15,0 mm	12,8 mm	SC-4072y

Monza-2 Aluminum

Width	øD1	øD2	Reference
10 mm	16,5 mm	14,3 mm	SC-4054d NEW
	16,9 mm	14,7 mm	SC-4074d NEW
8,5 mm	15,8 mm	13,0 mm	*SC-4031d25 NEW
	16,5 mm	14,3 mm	SC-4046d NEW
	16,9 mm	14,7 mm	SC-4048d NEW
	17,2 mm	15,0 mm	SC-4034d
	16,2 mm	14,0 mm	SC-4049d
	14,8 mm	12,7 mm	SC-4030d
	17,5 mm	15,3 mm	SC-4052d
15,5 mm	13,3 mm	SC-4053d	

Plastic Design **NEW**

Width	øD1	øD2	Reference
7,0 mm	15,8 mm	13,7 mm	SC-4066z
8,5 mm	16,5 mm	8,5 mm	SC-4046z (Std. A)
8,0 mm	15,0 mm	8,5 mm	SC-4030z (Std. F)
8,5 mm	17,3 mm	8,5 mm	SC-4052z (Std. B)
8,5 mm	18,3 mm	8,5 mm	SC-4053z (Std. C)

Dakar Design

Width	øD1	øD2	Reference
11,0 mm	20,8 mm	18,6 mm	SC-4075

* All the references ending in "25" have M2,5 screw set.



Use the new Reamer Tool (SC-5079f) to obtain a perfect fit to Scaleauto 2,38 mm (3/32") axle.



1/32 Hubs family cross chart references



Hub Family Code	øD1	Width	Solid (A-series)	Monza-2 (D-series)	Jarama (E-series)	Lighweight (F-series)	F1 (F-series)	Sebring (H-series)	Nylon	Plastic	Dakar
4030	14,8 mm	8,5 mm		✓		✓					
4031	15,8 mm	8,5 mm	✓	✓	✓	✓		✓	✓		
4032	15,8 mm	10,0 mm	✓			✓					
4033	17,2 mm	10,0 mm				✓					
4034	17,2 mm	8,5 mm		✓	✓	✓		✓			
4035	14,8 mm	10,0 mm				✓					
4046	16,5 mm	8,5 mm		✓	✓	✓		✓			
4048	16,9 mm	8,5 mm	✓	✓	✓	✓		✓			
4049	16,2 mm	8,5 mm		✓	✓	✓		✓	✓		
4051	16,2 mm	10,0 mm				✓					
4052	17,5 mm	8,5 mm	✓	✓	✓	✓					
4053	15,5 mm	8,5 mm		✓	✓	✓					
4054	16,5 mm	10,0 mm		✓		✓		✓			
4062	17,5 mm	10,0 mm				✓					
4063	15,0 mm	8,0 mm	✓								
4064	17,5 mm	11,0 mm	✓								
4065	15,0 mm	10,0 mm	✓								
4066	15,8 mm	7,0 mm								✓	
4067	15,8 mm	5,6 mm	✓								
4068	15,8 mm	6,6 mm	✓								
4070	15,5 mm	12,5 mm					✓				
4071	14,5 mm	8,0 mm							✓		
4072	15,0 mm	8,0 mm							✓		
4074	16,9 mm	10,0 mm		✓		✓		✓			
4075	20,8 mm	11,0 mm									✓

New standard for gear teeth number identification

Scaleauto's gear range is ruled under a color code that states a unique color to each gear based on its amount of teeth. Standardisation makes tuning experience smoother for the serious Professional Slot Racer.



R+D Team >>> Tip

Use the reamer Tool (SC-5079f) to obtain a perfect fit to Scaleauto 2,38 mm (3/32") axle.



Color/Gear teeth



20 / 30 / 40



21 / 31 / 41



22 / 32 / 42



23 / 33 / 43



24 / 34 / 44



25 / 35 / 45



26 / 36 / 46




27 / 37 / 47




28 / 38 / 48



29 / 39 / 49

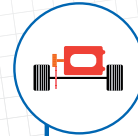


IN-LINE PROCOMP RS




Black Aluminum Insert M2 screw

Image	Teeth / Colour	ø	Reference
	23 ●	12,8 mm	SC-1109
	24 ●	13,1 mm	SC-1110
	25 ●	13,5 mm	SC-1111
	26 ●	14,1 mm	SC-1112
	27 ●	14,8 mm	SC-1113
	28 ●	15,4 mm	SC-1114
	30 ●	16,2 mm	SC-1115



SIDEWINDER PROCOMP RS

NEW



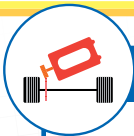
ø17,5 mm

ø18,5 mm

Blue Aluminum Insert / M2 screw

Red Aluminum Insert / M2 screw

Image	Teeth / Colour	Reference	Image	Teeth / Colour	Reference
	31 ●	SC-1151		33 ●	SC-1143
	32 ●	SC-1152		34 ●	SC-1144
	33 ●	SC-1153		35 ●	SC-1145
	34 ●	SC-1154		36 ●	SC-1146
	35 ●	SC-1155		37 ●	SC-1147
	36 ●	SC-1156			



ANGLEWINDER PROCOMP RS

ø15,8 mm



Standard



* Reverse fitted

ø17,0 mm

Black Aluminum Insert / M2 screw

Image	Teeth / Colour	Reference
	25 ●	SC-1165
	26 ●	SC-1166
	27 ●	SC-1167
	28 ●	SC-1168
	29 ●	SC-1169
	30 ●	SC-1170

Green Aluminum Insert / M2 screw

Image	Teeth / Colour	Reference
	31 ○	SC-1171
	31* ○ * Reverse fitted	SC-1171b
	32 ●	SC-1172
	32* ● * Reverse fitted	SC-1172b

Axle accessories


SC-1123

Screw M2 + aluminum stopper.



SC-1124

2,38 mm (3/32") Axle stopper light and anodized. M2 screw.



SC-1124b

2,38 mm (3/32") Axle stopper light and anodized. M2 screw.



NEW

SC-1124r

2,38 mm (3/32") Axle stopper light and anodized. M2,5 screw.



NEW

Magnets

SC-1515

16,4 x 4 x 2,8 mm (RT3 In-Line).

SC-1517

16,4 x 3,5 x 2,8 mm (RT3 SW - AW).

SC-1518


16,4 x 2,9 x 3 mm (RT3 Slim In-line).

SC-1519

14,5 x 3,9 x 1,8 mm Neodimium magnet RT2 AW squared.

SC-1516

8 x 4 mm (RT3).



Motor mount suspension system

SC-5128a

Motor mount shock absorber kit long.



SC-5128b

Motor mount shock absorber kit short.



Usable in RT2 and RT3 motor mounts as well as 3rd party motor mounts

SC-5129a

M2 Screw set for Body floating or RT4 vertical adjustment 3 mm.

SC-5129b

M2 Screw set for Body floating or RT4 vertical adjustment 4 mm.

SC-5129c

M2 Screw set for Body floating or RT4 vertical adjustment 5 mm.



SC-1120a

Axle spacers for 2,38 mm brass 2 mm.

SC-1120c

Axle spacers for 2,38 mm brass 1 mm.

SC-1120e

Axle spacers for 2,38 mm steel 0,25mm.

SC-1121

Axle spacers for 2,38 mm plastic 2, 1, 0.1 mm.

SC-1120b



Axle spacers for 2,38 mm brass 1,5 mm.

SC-1120d


Axle spacers for 2,38 mm brass 0,5 mm.

SC-1120f

Axle spacers for 2,38 mm steel 0,1mm.



Body Kits and Body Spares



Car Model	Body kit	Complete light cockpit and clear pieces	Body spare pieces	Rear wing (Rubber + Carbon fiber)
Toyota GT-One painted body (red)	SC-3600b	SC-6602		
Radical SR-9	SC-3601	SC-6611	SC-3601b	
Mercedes Benz SLS GT3 (white)	SC-3602	SC-6614		SC-3602c
HSV-010	SC-3603	SC-6617	SC-3603b	SC-3603c
BMW Z4 GT3	SC-3604	SC-6618 / SC-6618b (rally)	SC-3604b	
Spyker C8 GT2-R	SC-3605	SC-6619		
Pagani Zonda	SC-3606	SC-6620	SC-3606b	
M1 Gr.5	SC-3608	SC-6624		
DeTomaso Pantera	SC-3609	SC-6625 / SC-6625b (rally resin set)		
SRT Viper GTS-R	SC-3610	SC-6626		
Porsche 935	SC-3611	SC-6627		
Porsche 991	SC-3612	SC-6630		
Subaru WRC	SC-3613	SC-6631		
Porsche 959 Raid	SC-3614	SC-6644		
Mini All4 Racing	SC-3615	SC-6645		
Peugeot 208	SC-3616 NEW	SC-6646 NEW		
Carrera RSR	SC-3617 NEW	SC-6627 NEW		
Carrera RS	SC-3618 NEW	SC-6627 NEW		
Porsche 935 / 77-J	SC-3619 NEW	SC-6627 NEW		
A7R	SC-3620 NEW	SC-6656 NEW		
LMS GT3 2016	SC-3621 NEW	SC-6657 NEW		
Pantera Gr.5	SC-3622 NEW	SC-6658 NEW		
S7R	SC-3623 NEW	SC-6659 NEW		
V12	SC-3624 NEW	SC-6661 NEW		
Pantera Gr.4	SC-3625 NEW			




Axles

ø (D)	Length (L)	HARD SURFACE					
		Steel	Steel Recessed	Titanium	Carbon	Hollow NEW	Gold Surface NEW
2,38 mm	45 mm		SC-1214				
	48 mm		SC-1215				
	50 mm	SC-1210		SC-1230		SC-1201b	SC-1210b
	53 mm		SC-1216	SC-1231			
	55 mm	SC-1211			SC-1221	SC-1202b	SC-1211b
	60 mm	SC-1212					SC-1212b
3 mm	65 mm	SC-1213				SC-1213b	
	60 mm	SC-1240			SC-1262	SC-1250b	SC-1240b
	65 mm	SC-1241			SC-1263	SC-1251b	SC-1241b
	70 mm	SC-1242				SC-1252b	SC-1242b
	75 mm	SC-1243			SC-1264	NEW SC-1253b	SC-1243b

Rubber tyres for profile hubs.

Width	øD1	øD2	Type Hardness				
			Standard	Zero Grip	RT	Medium	Soft
8,0 mm	15,8 mm	13,0 mm		SC-4743	SC-4742		
8,5 mm	16,0 mm	14,0 mm		SC-4724	SC-4738		
10,0 mm	17,5 mm	16,0 mm		SC-4723			
9,0 mm	18,0 mm	14,5 mm	SC-4746		SC-4734	SC-4739	
10,0 mm	18,5 mm	15,0 mm	SC-4718				
9,5 mm	18,5 mm	15,0 mm	SC-4747		SC-4735	SC-4740	
9,0 mm	19,0 mm	15,0 mm			SC-4752 NEW		
10,0 mm	19,0 mm	14,0 mm			SC-4720		SC-4726
10,5 mm	19,0 mm	15,0 mm			SC-4733		
8,8 mm	19,5 mm	15,0 mm	SC-4719				
10,0 mm	19,5 mm	15,8 mm	SC-4744				
9,5 mm	20,0 mm	15,0 mm				SC-4741	
10,0 mm	20,0 mm	16,9 mm			SC-4722		SC-4728
12,0 mm	20,0 mm	14,0 mm			SC-4721		SC-4727
7,5 mm	21,0 mm	15,0 mm	SC-4748 NEW				
11,0 mm	21,5 mm	18,0 mm	SC-4745 NEW				
10,0 mm	22,0 mm	15,0 mm				SC-4750	
9,0 mm	24,0 mm	15,0 mm	SC-4751 NEW				

Rubber tyres for 1/32



Size and brand name is engraved on the side of all tyres for a quick simple identification.

Surface type:

Slick: For race track purposes

Stripped: For modern road cars replicas

Dirt Rally: Special cut tyre for rally powder conditions.

Hardness compounds:

Standard: Used in the original Scaleauto cars starting from 2014 year. Valid to be used in all plastic tracks.

Zero Grip: Minimum friction surface for front wheels only.

RT: Harder. Used in all plastic tracks with high grip like Ninco*, Scalextric*, SCX*.

Medium: Intermediate. Used in all plastic and wooden tracks.

Soft: High grip. Used in all plastic tracks with smooth surface like Scalextric Sport* and Carrera*, tyre must be glued to hub.

1/32 rubber tyres compatibility cross reference chart

Hub Family code	D1 Diameter	Width	Standard	Zero Grip	RT	Medium	Soft
4030	14,8 mm	8,5 mm	SC-4746 / SC-4719	SC-4743 / SC-4724	SC-4742 / SC-4738 SC-4734 / SC-4720	SC-4739	SC-4726
4031	15,8 mm	8,5 mm	SC-4746 / SC-4719	SC-4743 / SC-4724	SC-4742 / SC-4738 SC-4734 / SC-4720 SC-4733 / SC-4735	SC-4739 / SC-4740 SC-4741	SC-4726
4032	15,8 mm	10,0 mm	SC-4718 / SC-4747 SC-4744	SC-4732	SC-4735 / SC-4721	SC-4740	SC-4727
4033	17,2 mm	10,0 mm	SC-4718 / SC-4747 SC-4744 / SC-4745		SC-4735 / SC-4722	SC-4740	SC-4728
4034	17,2 mm	8,5 mm	SC-4719		SC-4734 / SC-4733 SC-4735	SC-4739 / SC-4740 SC-4741	
4035	14,8 mm	10,0 mm	SC-4718 / SC-4747	SC-4723	SC-4721		SC-4727
4046	16,5 mm	8,5 mm	SC-4746 / SC-4719		SC-4734 / SC-4720 SC-4733 / SC-4735	SC-4739 / SC-4740 SC-4741	SC-4726
4048	16,9 mm	8,5 mm	SC-4746 / SC-4719		SC-4734 / SC-4720 SC-4733 / SC-4735	SC-4739 / SC-4740 SC-4741	SC-4726
4049	16,2 mm	8,5 mm	SC-4746 / SC-4719		SC-4734 / SC-4720 SC-4733 / SC-4735	SC-4739 / SC-4740 SC-4741	SC-4726
4051	16,2 mm	10,0 mm	SC-4718 / SC-4747 SC-4744	SC-4723	SC-4735 / SC-4721	SC-4740	SC-4727
4052	17,5 mm	8,5 mm	SC-4719		SC-4734 / SC-4735	SC-4739 / SC-4740 SC-4741	
4053	15,5 mm	8,5 mm	SC-4746 / SC-4719	SC-4743 / SC-4724	SC-4742 / SC-4738 SC-4734 / SC-4720 SC-4733 / SC-4735	SC-4739 / SC-4740 SC-4741	SC-4726
4054	16,5 mm	10,0 mm	SC-4718 / SC-4747 SC-4744	SC-4723	SC-4735 / SC-4721	SC-4740	SC-4727
4062	17,5 mm	10,0 mm	SC-4718 / SC-4747 SC-4744 / SC-4745		SC-4735 / SC-4722	SC-4740	SC-4728
4063	15,0 mm	8,0 mm	SC-4746 / SC-4719	SC-4743 / SC-4724	SC-4742 / SC-4738 SC-4734 / SC-4720 SC-4733	SC-4739 / SC-4741	SC-4726
4064	17,5 mm	11,0 mm	SC-4745				
4065	15,0 mm	10,0 mm	SC-4718 / SC-4744 SC-4747	SC-4723	SC-4735 / SC-4721	SC-4740w	SC-4727
4067	15,8 mm	5,6 mm	SC-4748				
4068	15,8 mm	6,6 mm	SC-4748	SC-4732			


*Carrera, Ninco, Scalextric, SCX are brand names used for consumer information only and that brands belongs to their respective trade mark owners.

Pinions M50 for 2mm motor shaft

Diameter ø	Teeth	Aluminum	Reference	Steel	Reference	Brass	Reference	Nylon	Reference	Steel Low Friction	Reference
4,5 mm	7		SC-1027		SC-1127		SC-1190				SC-1127B NEW
5,4 mm	8		SC-1028		SC-1128		SC-1191		SC-1008		SC-1128B NEW
5,8 mm	9		SC-1029		SC-1129		SC-1192		SC-1009		
6,35 mm	10		SC-1030		SC-1130		SC-1193		SC-1010		
6,75 mm	11		SC-1031		SC-1131		SC-1194		SC-1011		
7,25 mm	12		SC-1032		SC-1132		SC-1195		SC-1012		
7,75 mm	13		SC-1033		SC-1133		SC-1196		SC-1013		
8,25 mm	14		SC-1034		SC-1134		SC-1197		SC-1014		SC-1134B NEW
8,7 mm	15		SC-1035		SC-1135		SC-1198		SC-1015		SC-1135B NEW

Diameter ø	Teeth	Brass	Reference	Diameter	Teeth	Brass	Reference
6,5 mm	10		SC-1070	7,5 mm	12		SC-1082
	11		SC-1071		13		SC-1083
	12		SC-1072	8 mm	14		SC-1084 NEW
6,75 mm	13		SC-1073		15		SC-1085 NEW

SC-1005b

 Nylon M50 set teeth
(8' 9' 10' 11' 12' 13' 14' 15')

Plastic nylon press-on pinions 1,50 mm **NEW**


Nylon	Teeth	Reference
	8	SC-1291
	9	SC-1292
	10	SC-1293

Guides and Accessories

Adjustable Universal Guide


SC-1603

Universal guide with adjustable spacers and ø3,75 mm pillar.




SC-1604

Universal guide with adjustable spacers and ø3,75 mm pillar.




SC-1607

Universal guide with adjustable spacers and ø3,4 mm pillar.



SC-1608

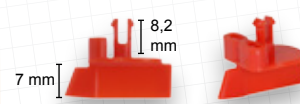
Universal guide with adjustable spacers and ø3,4 mm pillar.



Home Set Guides


SC-1605

Clip-in race blade profile guide.



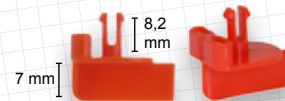
SC-1606

Clip-in race blade profile guide with active suspension.




SC-1620

Clip-in home rally guide.



SC-1621


Clip-in home rally guide with active suspension.



SC-1640

NEW

Evo-2 RALLY guide with suspension.



R+D Team » Tip

7 mm blades are useable for commercial home set plastic tracks.

8,3 mm blades are useable for Carrera Evolution or wooden tracks.

SC-1616

Guide terminals for 1/32 slot cars.



Wires and braids

SC-1610

Red silicone wire 1 m length. ø 1,3 mm.



SC-1611

Black silicone wire 1 m length. ø 1,3 mm.




SC-1633

Blue silicone wire 1 m length. ø 1,3 mm.



SC-1625

Blue silicone wire 1 m length. ø 0,9 mm.




SC-1627

White silicone wire 1 m length. ø 2 mm.



SC-1612

Soft universal braids.




SC-1613

Standard universal braids.


SC-1636

Soft super thin braids 7 cm cooper.



SC-1630

Superthin tinned braid 3,0 x 0,3 mm. 1m length.



SC-1631

Superthin tinned braid 3,5 x 0,5 mm 1m length.



Friction pulley and belts



Rubber friction pulleys	
Reference	Description
SC-1701a	Int. 8 mm Ext. 15,5 mm (needs aluminum insert SC-1705 or SC-1706).
SC-1701b	Int. 9 mm Ext. 12 mm (needs aluminum insert SC-1705 or SC-1706).
SC-1701c	Int. 10 mm Ext. 15,5 mm (needs aluminum insert SC-1705 or SC-1706).
SC-1701d	Int. 13 mm Ext. 15,5 mm (needs aluminum insert SC-1705 or SC-1706).

Friction belts	
Reference	Description
SC-1700a	Friction belt 1,2 x 55 mm
SC-1700b	Friction belt 1 x 58 mm
SC-1700c	Friction belt 1 x 10 mm for chassis wire fixing.

Axle stoppers	
Reference	Description
SC-1705	2,38 mm (3/32") Axle stopper. Rubber pulley insert M2 screw set.
SC-1706	3 mm Axle stopper. Rubber pulley insert M2 screw set.

Aluminum friction pulleys				
ø	12 mm Solid design	6,5 mm	8,0 mm	10,0 mm
2,38 mm (3/32")	SC-1702a	SC-1703a	SC-1703b	SC-1703c
3 mm	SC-1702b	SC-1704a	SC-1704b	SC-1704c

Traction belts									
Teeth	42	43	58 NEW	59 NEW	60 NEW	63	65	67 NEW	
1,5 mm Thickness	SC-1720a42	SC-1720a43	SC-1720a58	SC-1720a59	SC-1720a60	SC-1720a63	SC-1720a65	SC-1720a67	
Teeth	76	78	80	82	85	87	93	94	
1,5 mm Thickness	SC-1720a76	SC-1720a78	SC-1720a80	SC-1720a82	SC-1720a85	SC-1720a87	SC-1720a93	SC-1720a94	
Teeth	95	106	110	112	114	115	116	NEW 118	120
1,5 mm Thickness	SC-1720a95	SC-1720a106	SC-1720a110	SC-1720a112	SC-1720a114	SC-1720a115	SC-1720a116	SC-1720a118	SC-1720a120

Anodized aluminum traction pulleys								
Teeth	11	12	13	14	15	16	17	18
2,38 mm (3/32")	SC-1721a	SC-1722a	SC-1723a	SC-1724a	SC-1725a	SC-1726a	SC-1727a	SC-1728a
3 mm	SC-1721b	SC-1722b	SC-1723b	SC-1724b	SC-1725b	SC-1726b		

Screw sets







<p>SC-5100b NEW</p> <p>Self locking nuts M2 x 4,5 mm. (10 units)</p> <p>SC-5118</p> <p>Self locking nuts M2 x 4 mm. (10 units)</p>	<p>SC-5101</p> <p>M2 inox hardened nuts. (10 units)</p> <p>SC-5102</p> <p>M2 poliamide nuts. (10 units)</p>	<p>SC-5103</p> <p>Inox M2 self locking spacers. (10 units)</p>	<p>SC-5104</p> <p>Phillips steel screw. (10 units)</p>	<p>SC-5105</p> <p>Phillips steel screw conic head M2 x 8 mm. (10 units)</p> <p>SC-5123</p> <p>M2 x 4' 6' 8' 10' 12'</p>	<p>SC-5106</p> <p>Flat poliamide screw M2 x 10 (10 units)</p>	<p>SC-5109</p> <p>Stell allen screw M2 x 2 mm. (10 units)</p> <p>SC-5110</p> <p>Steel allen crew M2 x 3 mm. (10 units)</p> <p>SC-5111</p> <p>Allen inox screw M2 x 6 mm Hubs / Gear. (10 units)</p>
<p>SC-5112</p> <p>Allen inox screw M3 x 3 mm Hubs / Gear. (10 units) Ø3 mm head.</p>	<p>SC-5117</p> <p>Titanium allen screw M2 x 6 mm. (10 units) Ø3 mm head.</p>	<p>SC-5119</p> <p>Assorted srew set #0 (10 units)</p>	<p>SC-5120</p> <p>Countersunk M2 Titanium screws. (20 units) Ø3 mm head.</p> <p>(4x) M2 x 4 mm. (4x) M2 x 6 mm. (4x) M2 x 8 mm. (4x) M2 x 10 mm. (4x) M2 x 12 mm.</p>	<p>SC-5121</p> <p>Flat M2 Titanium screws. (20 units) Ø3 mm head.</p> <p>(4x) M2 x 2 m mm. (4x) M2 x 4 mm. (4x) M2 x 6 mm. (4x) M2 x 8 mm. (4x) M2 x 10 mm.</p>	<p>SC-5122</p> <p>Half thread M2 Titanium screws. (6 units) Ø3 mm head.</p> <p>(2x) M2 x 8 mm. (2x) M2 x 10 mm. (2x) M2 x 12 mm.</p>	<p>SC-5124</p> <p>Steel allen head screw M2 x 4 mm. (10 units)</p>
<p>SC-5125</p> <p>Steel allen rounded head screw. (10 units)</p> <p>(2x) M2 x 3 mm. (2x) M2 x 4 mm. (2x) M2 x 6 mm. (2x) M2 x 8 mm. (2x) M2 x 10 mm.</p>	<p>SC-5126</p> <p>Steel allen rounded head M2 x 4 mm screw. (10 units)</p>	<p>SC-5130</p> <p>RT3 Screw set.</p> <p>SC-5138</p> <p>Special large head screws 5mm head x 4,3mm heightt.</p>	<p>SC-5127</p> <p>Half thread M2 Brass screws. (6 units) Ø3 mm head.</p> <p>(2x) M2 x 8 (2x) M2 x 10 (2x) M2 x 12</p>	<p>SC-5136a</p> <p>Half thread screw set. M2 x 4,3 mm head. 7 mm heightt.</p> <p>SC-5136b</p> <p>9 mm heightt.</p> <p>SC-5136c</p> <p>11 mm heightt.</p> <p>SC-5136d</p> <p>13 mm heightt.</p>	<p>SC-5139a</p> <p>Half theat screw set. M2,2 x 4,5 mm head. 5 mm heightt. (6 units)</p> <p>SC-5139b</p> <p>7 mm heightt.</p> <p>SC-5139c</p> <p>9 mm heightt.</p>	<p>NEW</p> <p>SC-5140</p> <p>Special guide screws. (4x)</p> <p>SC-5141</p> <p>Screw set #1</p>

Motors

	20.000 r.p.m.	25.000 r.p.m.	30.000 r.p.m.	
Motors	TECH-1	TECH-2	TECH-3	OUTLAW
Type S-CAN Tested at 12V Size: 25x20x15 mm Double shaft Plastic endbell 2 mm axle	 SC-08b · 4,5 gr  0,21 Amp · 210 gr x cm	 SC-09b · 4,5 gr  0,26 Amp · 225 gr x cm	 SC-10b · 4,5 gr  0,32 Amp · 216 gr x cm	30.000 r.p.m.  SC-06 · 5,5 gr  0,30 Amp · 160 gr x cm
Type LONG-CAN Tested at 12V Size: 32,1x20,2x15,3 mm Sealed endbell 2 mm axle	 SC-11b · 5 gr  0,18 Amp · 285 gr x cm	 SC-12b · 5 gr  0,26 Amp · 360 gr x cm		
Type SHORT-CAN Tested at 12V Size: 25x20x15 mm Sealed endbell 2 mm axle	 SC-14b · 4 gr  0,20 Amp · 205 gr x cm	 SC-15b · 4 gr  0,20 Amp · 225 gr x cm	 SC-16b · 4 gr  0,37 Amp · 254 gr x cm	
Type SLIM-CAN Tested at 12V Size: 25x20x15 mm Sealed endbell 1,5 mm axle		 SC-18b · 0,5 gr  0,14 Amp · 82 gr x cm	 SC-19b · 0,5 gr  0,22 Amp · 100 gr x cm	35.000 r.p.m.  SC-22b · 0,5 gr  0,25 Amp · 110 gr x cm


LOW MAGNET EFFECT

MEDIUM MAGNET




	Sprinter Jr	Sprinter Jr 2	Endurance
Type LONG-CAN	18.000 r.p.m.	22.500 r.p.m.	22.000 r.p.m.
Tested at 12V Size: 32,1x20,2x15,3 mm Sealed endbell 2 mm axle	 ACTIVE COOLING SC-27 · 12 gr C 0,22 Amp · 310 gr x cm	 ACTIVE COOLING SC-29 · 12 gr C 0,29 Amp · 430 gr x cm	 ACTIVE COOLING SC-26 · 4 gr C 0,20 Amp · 318 gr x cm
	OUTLAW	OUTLAW	OUTLAW
Type SHORT-CAN	30.000 r.p.m.	35.000 r.p.m.	40.000 r.p.m.
Tested at 12V Size: 32,1x20,2x15,3 mm Sealed endbell 2 mm axle	NEW  ACTIVE COOLING SC-34 · 9 gr C 0,40 Amp · 290 gr x cm	NEW  ACTIVE COOLING SC-33 · 9 gr C 0,42 Amp · 310 gr x cm	NEW  ACTIVE COOLING SC-32 · 9 gr C 0,57 Amp · 325 gr x cm

MINIMUM MAGNET

	Zero Magnet
Type LONG-CAN	23.000 r.p.m.
Tested at 12V Size: 32,1x20,2x15,3 mm Sealed endbell 2 mm axle	NEW  SC-31 · 0 gr C 0,22 Amp · 216 gr x cm



HIGH MAGNET

	Sprinter 1	Sprinter 2	Sprinter 2	Sprinter 4WD	OUTLAW
Type LONG-CAN	18.000 r.p.m.	21.500 r.p.m.	21.500 r.p.m.	21.500 r.p.m.	35.000 r.p.m.
Tested at 12V Size: 32,1x20,2x15,3 mm Sealed endbell 2 mm axle	 ACTIVE COOLING SC-28 · 14,5 gr C 0,22 Amp · 310 gr x cm	 ACTIVE COOLING SC-25b · 14,5 gr C 0,28 Amp · 300 gr x cm	 ACTIVE COOLING SC-25c · 14,5 gr C 0,28 Amp · 300 gr x cm	 ACTIVE COOLING SC-25d · 14,5 gr C 0,28 Amp · 300 gr x cm	NEW  ACTIVE COOLING SC-30 · 14,5 gr C 0,41 Amp · 400 gr x cm

High Performance Sponge Wheels


Fluorescent paint



Hardcomp
Zero grip sponge
for front wheels only.



Procomp
Soft high grip sponge, specially
for cold or low grip tracks.
Short life.



2,38 mm (3/32") Axle

Width	D1	D2	Procomp	Procomp 2	Procomp 3	Hardcomp
9,0 mm	20,5 mm	15,0 mm				SC-2717p
9,0 mm	19,0 mm				SC-2019	
9,0 mm	20,5 mm				SC-2018	
11,0 mm	20,5 mm		SC-2007	SC-2008	SC-2009	




Klasse 1 Special

Width	D1	D2	Procomp	Procomp 2	Procomp 3	Hardcomp
11,0 mm	24,2 mm	16,0 mm				SC-2716p
			SC-2122p			
16,0 mm	26,2 mm			SC-2622p		
					SC-2422p	
						SC-2522p



3,06 mm (1/8") Axle


Width	D1	D2	Procomp
20,0 mm	20,5 mm	11,0 mm	SC-2321



3 mm Axle

Sponge tyres are
supplied in bags of 2
units with screws.

Width	D1	D2	Procomp 2	Hardcomp
6,0 mm	25,5 mm	21,0 mm		SC-2723p
8,0 mm	22,5 mm	17,0 mm		SC-2718p
	23,5 mm	19,0 mm		
	24,5 mm	19,0 mm	SC-2632p	SC-2720p
	24,5 mm	21,0mm		SC-2719p
	25,2 mm	21,0 mm		SC-2710p
	25,5 mm	17,0 mm		SC-2701p
	23,5 mm	19,0 mm		SC-2722p
	25,5 mm	19,0 mm		SC-2721p
	25,5 mm	21,0 mm	SC-2606p	SC-2702p
	26,5 mm	21,0 mm		SC-2715p
	27,5 mm	21,0 mm		SC-2709p



3mm Axle Black Series

Width	D1	D2	Procomp 3	Procomp 4
13,0 mm	25,5 mm	21,0 mm	SC-2421pbb	SC-2521pbb

Perfect adjustment
3,00^m
Ø



Procomp 2

Medium high grip sponge, with special grip for plastic track.



Procomp 3

Hard high grip sponge, special for wooden tracks or high grip. Perfect for endurance races.



Procomp 4

Highest quality sponge tyre for smooth race on high grip wooden tracks.



3 mm Axle

Width	D1	D2	Procomp	Procomp 2	Procomp 3	Hardcomp
11,0 mm	20,5 mm	11,0 mm	SC-2010			
	20,5 mm	15,0 mm			SC-2014	SC-2713p
	22,2 mm	15,0 mm				SC-2714p
	22,5 mm	15,0 mm		SC-2016		
	25,5 mm	17,0 mm			SC-2409p	SC-2711p
	25,5 mm	21,0 mm	SC-2119p		SC-2419p	



Width	D1	D2	Procomp	Procomp 2	Procomp 3	Procomp 4
16,0 mm	24,5 mm	19,0 mm				SC-2537p
	25,5 mm	17,0 mm	SC-2114p		SC-2414p	
	25,5 mm	19,0 mm				SC-2538p
	25,5 mm	21,0 mm				SC-2515p
	26,5 mm	21,0 mm				SC-2516p
	27,5 mm	21,0 mm		SC-2624p	SC-2424p	
18,0 mm	25,0 mm	17,0 mm	SC-2112p			



Width	D1	D2	Procomp	Procomp 2	Procomp 3	Procomp 4
13,0 mm	23,5 mm	17,0 mm			SC-2404p	
	24,5 mm	17,0 mm			SC-2405p	
	24,5 mm	19,0 mm		SC-2634p		SC-2534p
	25,0 mm	17,0 mm				
	25,5 mm	17,0 mm	SC-2110p	SC-2610p	SC-2410p	
	25,5 mm	19,0 mm			SC-2436p	
	25,5 mm	21,0 mm		SC-2620p	SC-2420p	SC-2520p
	26,5 mm	21,0 mm			SC-2425p	SC-2525p
	26,7 mm	17,0 mm			SC-2407p	
	27,5 mm	17,0 mm			SC-2411p	
	27,5 mm	21,0 mm	SC-2121p	SC-2621p	SC-2421p	SC-2521p



BRM

NEW

Width	D1	D2	Procomp 4	Hardcomp
9 mm	24,0 mm	19,9 mm		SC-2726brm
	25,0 mm	19,2 mm		SC-2724brm
	26,5 mm	17,0 mm		SC-2725brm
13,0 mm	27,0 mm	19,9 mm	SC-2540brm	
14,2 mm	26,75 mm	17,0 mm	SC-2539brm	
16,0 mm	28,0 mm	21,2 mm	SC-2526brm	

Bushing and Bearings

Bronze and nylon bushing					
	SC-1354 Bronze 5 x 2mm Not flanged.		SC-1351 Bronze 5mm x 2,38 mm Flanged.		SC-1357 Bronze 6mm x 2,38 mm Flanged.
	SC-1358 Bronze 6mm x 2,38 mm Double flanged.		SC-1352b Poliamide 5mm x 2,38 mm Double flanged.		SC-1362b Poliamide 5mm x 2,38 mm Triple flanged.
	SC-1325 Poliamide 5mm x 2,38 mm Double flanged. Bronze insert.		SC-1355 Aluminum 5mm x 2,38 mm Double flanged. Bronze insert		SC-1353 Poliamide 5mm x 2,38 mm Double flanged. Excentric axle hole.

High speed, minimum friction

High quality ceramic ball bearing		Spheric ball bearing	
	SC-1328 5mm x 2,38 mm Open wall. Flanged. For 3/32" Axle.		SC-1335 6 x 3mm Open wall. Flanged. Ceramic
			SC-1359 NEW 3,75mm x 2,38 mm x 2 mm for RT3 -RT4

	SC-1326 5mm x 2mm
--	-----------------------------

	SC-1326b 5 mm x 2 mm. Flanged.
--	---

Self sticking ballast

SC-1510
100 x 50 x 1,5 mm

SC-1513
100 x 50 x 2 mm

High quality steel ball bearing 3 mm Axle	
	SC-1330 6 x 3 mm
	SC-1331 6 x 3 mm Flanged.

High quality steel bearing 2,38 mm Axle					
Not Flanged		Flanged		Double Flanged	
	SC-1319 4,75 mm x 2,38 mm Not flanged.		SC-1320 4,75mm x 2,38 mm Flanged.		SC-1323 5mm x 2,38 mm Double flanged. Width 2mm
			SC-1320c 4,75mm x 2,38 mm		
			SC-1322 5mm x 2,38 mm Flanged. Width 2,5 mm. For RT3/RT4		SC-1324 5mm x 2,38 mm Double flanged. Width 1,7mm.
			SC-1329 6mm x 2,38 mm Flanged.		

SC-5072

New Features in this Evo2 truing machine

- » Super fine tuning for the rectifying head
- » Adjustable parallelism between rectifying axle and drum axle.
- » Clear view of the wheel diameter
- » Strong and solid assembled structure



1. Complete vacuum box for dirt storage and protection
2. Optical sanding measure view
3. High quality ball bearings
4. Allow to do up to 2 tyres simultaneously to perfectly pair sets of tyres. Easy exchangeable multiple grain abrasive drum
5. Smooth 5 pole motor
6. Preamsembled electronic speed regulator
7. Only needs 3 Amp to work
8. Anodized aluminum CNC machined core design for a perfect alignment
9. Vacuum cleaner Fixing Hole
10. Up to 30 mm diameter tyres allowed
11. Easy to disassemble for adjusting and replacing sanding drums, belts and cleaning
12. For all types of available axles (3mm, 3/32")
13. Maximum sanding stopper

Spare parts for tyre Truing Machine

SC-5073a

Abrasive drum
80 gritt. (1 unit)

SC-5073b

Abrasive drum
120 gritt. (1 unit)



SC-5073z

Rubber belts.
(5 pairs)



SC-5040g

Aluminum
core drum for
SC-5040 (Evo1
Tyre Truing).



SC-5040f

Vacuum connector.
Valid for SC-5040
and SC-5072 Tyre
truer.



Precision Tools **NEW**

SC-5079a

Pro Tool allen 0,95 mm with blue plastic handle.



SC-5079d

Pro Tool allen T5 with blue plastic handle.



SC-5079b

Pro Tool allen 1,3 mm with blue plastic handle.



SC-5079e

Pro Tool allen T6 with blue plastic handle.




SC-5079c

Pro Tool allen 1,5 mm with blue plastic handle.



SC-5079f

Reamer Tool with magenta aluminum/ plastic handle. for 2mm 2.38mm and 3mm axles



SC-5080a

ProDyno allen M2 0,95 mm with black aluminium / plastic handle.



SC-5080d

ProDyno T5 with black aluminium / plastic handle.



SC-5080b

ProDyno allen M2,5 1,3 mm with black aluminium / plastic handle.



SC-5080e

ProDyno T6 with black aluminium / plastic handle.



SC-5080c

ProDyno allen M3 1,5 mm with black aluminium / plastic handle.




SC-5079

Pro Tool handler.



SC-5080

ProDyno handler.



Mesure	Long Bit	Short Bit
0,95 mm		SC-5081a
1,3 mm		SC-5081b
1,3 mm	SC-5041	SC-5048
1,5 mm	SC-5081c	
1,5 mm	SC-5036	SC-5049
T5	SC-5081d	
T6	SC-5081e	
Flat screw driver	SC-5069	
Reamer	SC-5081f	

SC-5031

ProTool allen 1,5 mm with blue aluminum handle.



SC-5032

ProTool allen 2 mm with blue aluminum handle.

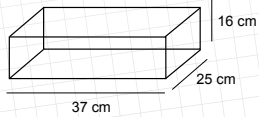


SC-5038

ProTool allen 1,3 mm with blue aluminum handle.

SC-5053

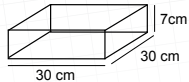
Aluminum Slot Box
car transport
(37 x 25 x 16 cm).



SC-5054

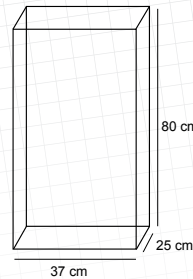
Aluminum controller box
(30 x 30 x 7 cm)

NEW



SC-5050

Aluminum Slot Box
car transport
(37 x 25 x 80 cm).



NEW

- Hinge materials
- External harder materials
- Stronger rivets



New improvements

Four 360° wheels



Stronger ribbets



Harder material



Boxes


SC-5055a

Small box container,
21 x 30 mm
(10 pieces)




SC-5055b

Medium box container,
70 x 30 mm
(6 pieces)



SC-5055c

Large box container,
70 x 70 mm
(4 pieces)



SC-1001

Plastic box for
1/24 car.



SC-1000*

Clear collection
box 1/32 Cars.



**Cardboard and car not included.*

SC-5055d

Combikit boxes.
Contains:
2 x SC-5055a
2 x SC-5055b
6 x SC-5055c



Basic Tools

SC-5024

M1,5 basic allen.

SC-5026

M0,95 basic allen.



SC-5074

Abrasive rubber for track cleaning.




SC-5310

Fiber Glass Pen.
4 mm.
For braids cleaning.



SC-5043

Chassis heightt gauge.



SC-5306

Fiber Glass tape.



SC-5309


Super Powder.
Hardner for joints with superglue.
10 gr.

Superglue not included.



SC-5311

Wheel Cleaner Tape.



Merchandising

SC-MK001

Scaleauto textile banners for track cover.
0,8 m heig. Sold in 100 m rolls.



SC-MK002

Scaleauto textile lanyards.



SC-MK003

Race car precutted lane stickers.



SC-MK004

Official XL light waistcoat.



Chassis ground clearance tools

Reference	Description
SC-5004	Tech tool for chassis ground clearance 1,3 mm
SC-5005	Tech tool for chassis ground clearance 2 mm
SC-5007	Tech tool for chassis ground clearance 1,3 / 1,5 mm

SC-5004 SC-5005 SC-5007



Specially designed for professional races

- Convenient transportation platforms for race organization and as storage solution.
- Keeps your car tyres away from dirt and avoids direct hand manipulation.
- Expandable from two to eight lanes.
- Available in two sizes: for 1/32 and 1/24 scale cars.



Ultralight Fiber Kits

1/24

Car Model	Reference
917 PA	SC-3900
SRT	SC-3901
A7-R	SC-3902
MS650 GT3	SC-3903
MS650	SC-3904
R8 LMS	SC-3905
458 GT3	SC-3906
Klasse1 Type-1	SC-3907
LB GT3	SC-3908
American GT	SC-3909
M6 GT3	SC-3910
991 GT3	SC-3911
488 GT3	SC-3912
Klasse1 Type-2	SC-3913

1/32

Car Model	Reference
Fiesta WRC	SC-3800
Countryman WRC	SC-3801
DS3 WRC	SC-3802
Polo-R WRC	SC-3803
i20 WRC	SC-3804



Professional Fluids

Oils

SC-5303

White magic grease special for gears. 15 ml.



SC-5304

Speed oil-2. Special for bearings and motors 15 ml.

NEW




Tyre Track Traction

SC-5307a

Concentrated Tyre Track traction. (Soft) 30 ml.

NEW



SC-5307b

Concentrated Tyre Track traction. (Hard) 30 ml.

NEW



Cleaners

SC-5300

Sponge and rubber tyre cleaner.



NEW

SC-5308a

Motor and Braids cleaner. 15 ml.



SC-5308c

Super Cleaner. Track, motor and Braids cleaner. 1 L.

NEW



NEW

SC-5308b

Super Cleaner Spray. Track, motor and Braids cleaner. 400 ml.



SC-5301

Slotgrip Sponge/ Rubber tyre cleaner.



NEW

SC-5307c

Track Grip Conditioner. (Soft) 400 ml. spray



SC-5307d

Track Grip Conditioner. (Hard) 400 ml. Spray

SC-5307e

Track Grip Conditioner. (Soft) 1 L.

NEW



SC-5307f

Track Grip Conditioner. (Hard) 1 L.

DS Electronic Racing Products (*),

has more than 25 years of work experience in building and developing lap counters and timing devices in Spain. Our reputation for excellent quality, reliability and workmanship has ensured we are a market leader since the early 80's when developing the speaking Lap counting system for slot track placed in indoor kartings. DS products have been developing as well since 1994 home series range of computer and being the only one system till today with multiple lane integration, being able to provide the counting for more than 2 lanes without a PC software interface. Designed durable and reliable till today, makes that since 22 years are from the official timekeepers for all the Spanish and many International elite world championships. DS software have been as well used in all international 24h races.

During 2008 DS have moved forward again with the new tooling investment for controller handle and since them have been releasing top used controllers , proving to the market from basic home use controllers to a leading edge controllers for professionals including remote telemetry.

Programming is quick, easy and clear, allowing multiple race formats (Sprint, Rally-Slot, Dragsters, Formula 1), the integration from the control boxes to easy wiring and the use of independent sensors allows DS Timers to be connected to any track manufacturer, whatever the scale. Being the only "universal" system available.

As the biggest and most innovatibe integration with a Italian market leader IST to produce the new generation of Computer and software with the ultimate state of art technology will provide to the DS customers a complete new range and extended experience and option on the DS range to become the most used Slot car racing software application worldwide .

Enter the technological revolution of DS!

The integration with Scaleauto, makes the unification from all common owned brand into one sole strong brand able to supply EVERYTHING related to a Slot track market.

Belonging to the IBB auto racing group of companies, this is partially integrated into the main catalogue for this year.

**For complete catalogue and features please request us full information from any system willing to be assembled in order to provide the needed personalized information at any time.*



Original DS 90's equipment



Original DS 80's equipment

BASIC - 3

MULTIPURPOSE CONTROLLER

DS-3503b

DS-3503c

DS-3503d

DS-3503e

- Long lasting cooper contact. with 18 sections
- Complete assembled controller, ready to use.
- Operating voltage is between 10 and 20 DC volts.
- Usefull for 1 or 2 finger driver style.
- "DS Type Ergonomic Handle" provides comfortable use for extended play times.
- 2 selectable spring tension.
- Superflex internal wire.
- 2m long wire.
- Wire bending protection.
- 4 new handle colors.

Four different resistance types

- DS-3503b **55 Ω** **NEW**
- DS-3503c **45 Ω**
- DS-3503d **35 Ω**
- DS-3503e **25 Ω**

Available in different translucent vibrant colours



NEW
color options




PROSPEED - 4

ELECTRONIC CONTROLLER

DS-0084

The last evolution of our PROSPEED Electronic Controller includes even a more easy way to adjust brake, sensibility and antispin using a PWS controller. It allow even a wider ranges of uses than the previous version.

- All electronic components are fixed on a single PCB assembled inside the handle for a easier access and ventilation.
- Complete assembled controller, ready to use.
- Pre-assembled with 4mm banana plugs ready to use on the DS Stop & Go controllers boxes. Ready to use for negative track wiring connections.
- Operating voltage is between 10 and 20 DC volts.
- Usefull for 1 or 2 finger driver style.
- Lightweight and friendly handle.
- Adjustable spring tension.
- Preset 40 power map in 4 blocks
- Optional adjustment of Antispin on each power map.
- Brake control adjustment , from 100% to 0%.
- Track Power reduction for Rallyslot racing or newcomers.
- Trigger sensitivity adjustment to fit most of the racing needs.
- 18 smooth and gold plated intermediate sections, for a smooth and progressive long term use.
- LED indicator for correct function of the controller.
- For Positive track systems (DS standard where red is negative)



DS-0051

Power Adapter.
Recommended for DS lap
counters.
12 V. and 3 Amp. A. C.



DS-0003b

Track power supplier POWER-3,
is the higher range of profes-
sional DS compact power units.
With 3 Amp. it is adjustable in 24
positions Voltage from 8,5 to 20V.




DS-0002b

Track power supplier
POWER-2 BASIC, is the lower
and economic range of profes-
sional DS power units. With 2
Amp. it is adjustable in voltage
8/10/12/14/16/18V.



DS-0005

Track power supplier POWER-5,
gives 5 rectifies and stabilised
Amp. It is digitally adjustable in
Voltage, from 4 to 20V. By means
of a new and more sensitive
device to 0,1V. increments.



INFO

*The DS power
suppliers are universal;
this means they can be
used on any kind of slot
track system. It is ideal to
solve all kind of current
problems from the track,
homogenising the current
across all the track lanes.*

*For complete Technical
specifications and
complete list of products
visit our website:*

w³.ds-racingproducts.com

DS-2000

DS-200 PRO

Complete lap counter for one or two lane tracks, specially for RALLY-SLOT, ENDURANCE, GT, FORMULA 1 and DRAGSTER RACES with the start light tree "Dragster Box Set" (ref. DS-0060).

Easy connection to "DS Card Control System" (ref. DS-0062).



DS-3340

UNIT DS-300 PRO

for LANES 3 and 4. Complement for the extension of the lap counter "DS-300 PRO" into 4 lanes. It needs main unit (lanes 1 and 2) for working.

DS-3560

UNIT DS-300 PRO

for LANES 5 and 6. Complement for the extension of the lap counter "DS-300 PRO" into 6 lanes. It needs main unit (lanes 1 and 2) and second unit (lanes 3 and 4) to work.

DS-3780

UNIT DS-300 PRO

for LANES 7 and 8. It needs main unit (lanes 1 and 2) and second and third units (lanes 3 and 4 / lanes 5 and 6) to work.

DS-3000

DS-300 PRO

Modular lap counter from 2 to 8 lanes, especially for SPEED and ENDURANCE races. Especially suitable for 4 or more track lanes.

Easy connection to our card control system "DS Card Control System" (ref. DS-0062).

Works with any kind of SLOT track on the market



DS-0106

2 LANE SENSOR FOR DS LAP COUNTING SYSTEM.

- New reinforced structure.
- New reverse sensor to make it usefull on all track systems on the market (7.8cm, 9cm. and 10cm slot distances).
- Extra border extensions supplied for narrow tracks.
- Supplied completely assembled and ready to plug-in.
- Compatible with Ds-200, DS-300 lapcounters.




DS-0107

4 LANE SENSOR FOR DS LAP COUNTING SYSTEM.



DS-0081


RALLY SLOT SPECIAL INFRARED
Only with 1 sensor lateral beam.



DS-0108


6 LANE SENSOR FOR DS LAP COUNTING SYSTEM.

- New reinforced structure.
- Includes spacers and border options to set it up directly with common track systems (7.8cm, 9cm and 10 cm).
- Supplied in kit with preassembled wiring.
- Compatible with Ds-300 and Ds-Interface Lap-counters.



DS-0109

8 LANE SENSOR FOR DS LAP COUNTING SYSTEM.



INFO

For complete Technical specifications and complete list of products visit our website:

www.ds-racingproducts.com

INFO

Lap counter universal infrared bridge sensor. For all SLOT tracks and number of lanes on the market.

DS-IST SYSTEM

New universal track system control for slot tracks system, to Bring the Fun into the Racing.

Expandable interface that allow a easy installation in a race that allows an easy track or a multilink connection between several tracks at the same time to run them all.

Each IST Box (master or slave) is connected to another one by a simple RJ45 ethernet connector and using Class5 ethernet wiring.

Each individual sensor can be programmed thought software to be used for lap counting, speed trap or split timing.

Easy and simple installation, only a small hole is required for the system installation, a hole next to the track lane of 7x3mm is needed

Full DS-IST v4 Software for race management and live streaming available to register and download from the new DS site humidity and temperature sensors integration.

Expandable Slave box up to 128 sensors.


Full Smartphone and table real race time intregation available.

Complete new website www.ds-racingproducts.com for full parts list of the range and software registration



DS-2002 **NEW**

DS-Ist Sensor




DS-2003b **NEW**

Master 8 with software license, up to 8 sensors.



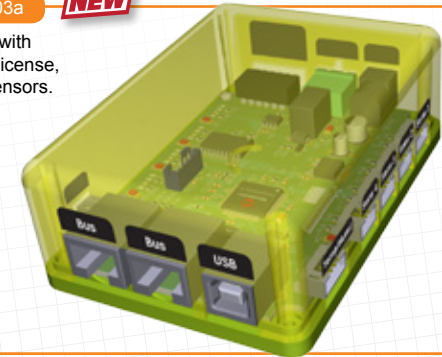
DS-2005a **NEW**

Control Box for track/controller wiring connection for 4 lanes.



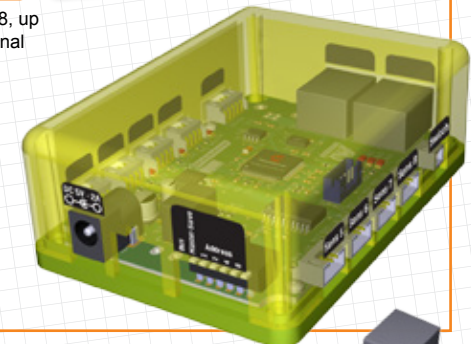
DS-2003a **NEW**

Master 4 with software license, up to 4 sensors.




DS-2003c **NEW**

Slave Box 8, up to 8 additional sensors.



DS-2006 **NEW**

USB dongle Master 1 with software license, 1 RJ45 exit to extend to slave modules.



DS-2010 **NEW**

Upgrade box for DS-300 to IST system.

DS-0022


INTERNATIONAL BOX
Box for the quick and easy connection of controllers and power suppliers.

- Controller connection is made by means of the international system of 3 coloured bananas. The easiest and standard way.

- These boxes are valid for any kind of controller existing on the market (Mrrc, Scalextric, Ninco, Parma, Carrera, etc.), with or without electrodynamic breaking.

- In-cable for power to track, independent for each lane (two power supplies) or common (one power supplier).

- Out-power supply to track by means of two banana connections, easy in/out driving directions.



DS-0061

PRO STOP & GO BOX
Professional box for the quick and easy connection of controllers and power suppliers.

- With the same features as DS-0022, but with two relay (one for each track lane) for individual lane control.

- Only works if connected to DS-200 PRO, DS-300 PRO.

INFO

For complete Technical specifications and complete list of products visit our website:

www.ds-racingproducts.com

DS-0060

DRAGSTER BOX SET
Especial traffic light tree for Dragster races.

- Includes a "V" wire (ref.DS-0018) to connect the two sensors needed.

- It must be connected to the lap counter DS-200 PRO.

- Not compatible with control boxes "Stop & Go Box" (ref. DS-0021) or "PRO Stop & Go Box" (ref. DS-0061).



INFO

You can have the total control of the track and races with these boxes! They start the race and stop the race all at once or when crossing the finish line, etc, depending on the program of the lap counter.

They are valid for any kind of track on the market.

Do not use power over 20V. and 5A.

THE EASIEST WAY TO CONNECT CONTROLLERS AND POWER SUPPLIES TO ANY TRACK!

DS-0010

Banana "Compact Connector"
Compact connector for controllers, allows an easy and direct connection to international and Stop & Go boxes.



DS-0032

4 mm. Banana "Female Plugs"
Three 4 mm. Ø banana "female plugs": red, black and white colours, for banana "male plug" connection.



DS-0071

Extension Wire for Stop & Go Box
4 meters of special wire for Stop & Go boxes with connectors. Also works with the PRO series.



DS-0011

Banana Plug "Compact Connector" with wire.
Compact connector for controllers, allows an easy and direct connection to international and Stop & Go boxes. With tricolour silicone wire of 1.5 meter assembled.




DS-0053

Track Power Wiring Set
5 meters bicolour red/black wire of 1mm. of section and 4mm. Ø (2 black and 2 red) banana plugs for installation and connections.



DS-0072

Adapter Wire from Banana Plug to Jack Stereo
Adapter wire from 4 mm. banana "female plug" to 6 mm. "metallic" Jack stereo



DS-0023

Bicolour Wire for Track Power
10 meters of bicolour black/red wire of 1mm. of section.




DS-0059

Controller Adapter from Female 4 Mm. to Stereo Jack 3.5 mm.
for SCX / SCALEXTRIC sport.



DS-0073

Adapter Wire from Female Compact Connector to 6 mm. Stereo Jack



DS-0024

4 mm. Banana Plugs for Controller
Three 4 mm. Ø bananas: red, black and white colours, for controller connection.



DS-0070

Extension Wire for Infrared Bridge
4 meters of special wire for infrared bridge with connectors.




DS-0074

Female Ds "Compact" Connector
If your track connection system is different than the DS, don't worry, you now can install in your controller the universal female DS compact box and adapt it to any track with it.



DS-0079

Scx Controller Connector
Adapter wire from 4 mm. banana
"female plug" to standard SCX
track connection.



DS-0103

Soft Controller Spring
Use full DS Controller and
MRRC Clubman Special.




DS-0120

Extension Wire for Scx
2.5 meters long to keep the
power stable onlong tracks.



DS-0091

Silicon Wire for Controller
1.5 meter with 3 coloured banana
plug assembled.



DS-0104

**Controller Tricolor
Flexible 2 m. Wire**
With silicone red connection.




DS-0120

Extension Power Wire Carrera
Carrera plastic tracks system
requires high power for reliability
every 5m. This 2,5m extension
cable keeps the power consistent
throughout the track.




DS-0092

**Power extender clips for Carre-
ra tracks.**



DS-0105

**Controller Adapter
from 3 mm.
Stereo Jack to DS
Compact Box**




DS-0124

**Extension Power Wire
From 4mm. Bananas to
Scx Track Connection**
1.5 meters long to plug new
DS-5001 computer to SCX track
system.



DS-0093

**Power extender clips for Carrera
tracks. (Bulk)**



DS-0115

**Usb Receiver for DS
Winslot Data Software**
Receive your DS-300 or
DS-Interace race data in you
PC for WINSLOT use.
Needs DS-0110 unit to work.




DS-0125

4mm Ø Banana Plugs
Two 4mm. Ø banana plugs: red
and black colours, for controller
connection.



DS-0132

Micro Switch for Lights



DS-3602

Springs
Spring and carbon set screws.



DS-0135

Sc to Minijack Adapter
Controller adapter SC to stereo minijack.



DS-3604

Triggers
Trigger set, for one or two fingers.



DS-3601

Transparent Handle
Transparent handle for every DS model.



DS-3606

Trigger Metal Pieces



DS-3601a/b/c/d/e/f/g

Colour Handles
Coloured handles for every DS model.



DS-3607


Pure silver Contacts



Thanks to our supportive racers SCALEAUTO slot cars and accessories have become one of the most popular brands in the world of international model motor racing. Based on our companies long term reputation of creating and manufacturing of slot racing products, we also organized and sponsored competition and events worldwide for racers since 1980.









CONCEPT

WOODEN SLOT TRACKS

DYNAMIK

Concept Dynamik is a 4 lane home set user starting system for wooden tracks. Made in the same MDF quality wood as the rest of the Concept Vario system range.


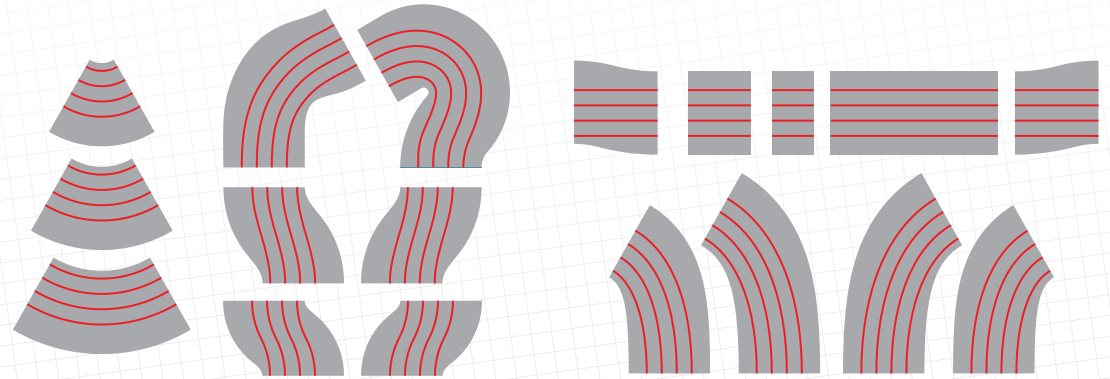
This wooden track systems allow to be used for any 1/32 and 1/24 slot car because of its 10cm length between slots. It used the Steel braid so all cars with magnets are also valid to be use din this race tracks.

The design of the track are done in the way that includes inner and outer borders to minimize spaces needed on track, and it is fixed to 4 lanes not expandable.



Online track designer will be developed to allow customer race track design but actually all enquires can be forwarded to concept@ibbautoracing.com to get a personalized quotation and design help. Starting kit price for a 20m length track is starting at 3500 euors without electronic equipment in ex-works in Spain.

*Concept is part from the IBB auto Racing group since it was created, so it is added partially to the SC for increasing knowledge.

• Contact at concept@ibbautoracing.com for personalized quotation.



Full integrable with
DS Electronics &
Scaleauto Cars





Concept Vario System wooden slot tracks are the professional European Style wooden track manufacturer for Clubs, rentals or PRO competition series. Made in the same MDF quality wood as the rest of the Concept Vario system range.


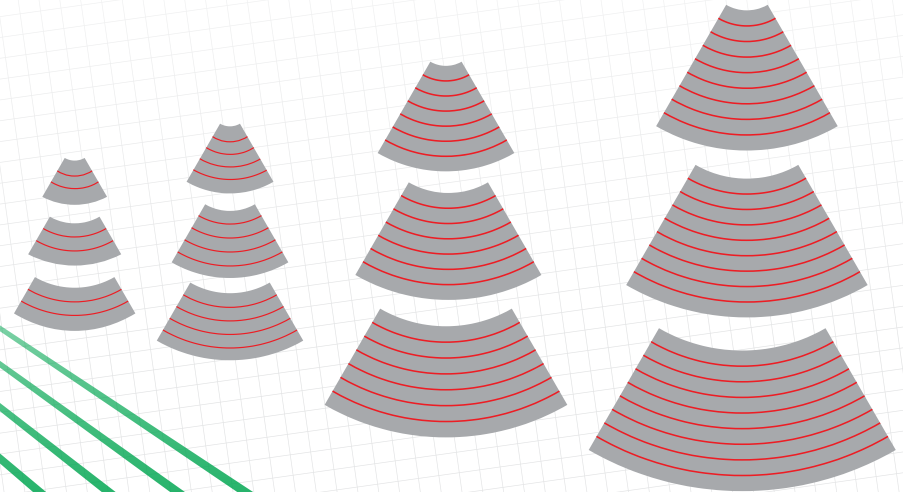
This wooden track systems allow to be used for any 1/32 and 1/24 slot car because of its 11cm length between slots. It used the Steel, cooper or stainless steel braid. so it is possible to choose. Cooper will not be valid if magnets are used, and stainless steel are recommended for clubs or race taking part close to sea side where rust is a problem.

The system is useable from 4, 6 or 8 lanes and have a standard corners to 22.5°, 45° or 90° to do basic and standard cornering, but also acceptable customer OWN designed track layouts to be produced.


Online track designer will be developed to allow customer race track design but actually all enquires can be forwarded to concept@ibbautoracing.com to get a personalized quotation and design help. Starting kit price for a 20m length track is starting at 4500 euros without electronic equipment in exworks conditions in Spain


*Concept is part from the IBB auto Racing group since it was created, so it is added partially to the SC for increasing knowledge.

• Contact at concept@ibbautoracing.com for personalized quotation.



 Full integrable with DS Electronics & Scaleauto Cars









www.scaleauto-slot.com • www.ds-racingproducts.com



www.facebook.com/ScaleautoSocial



twitter.com/ScaleautoSocial

IBB | Auto
Racing

C/La Masia, 26
08711 Òdena (Igualada)
Barcelona - Spain
Tel.: + 34 93 803 08 80
Fax: + 34 93 805 50 57
